

Create
your
personal
space



GER DOOLEY'S
**KILDARE
BATHROOM
COMPANY**
KILCULLEN

Create your personal space

When choosing Dansani you will get

- Assurance in selecting a bathroom expert with more than 35 years of experience
- Danish Design and solid craftsmanship manufactured in Denmark
- LED illumination of high quality, because we prioritise excellence and accuracy in our lighting
- Sustainable products in order to protect and care for our environment
- Easy and fast delivery

Danish design is our cultural heritage

Danish design is more than beautiful shapes. It is a philosophy that embraces functionality, simplicity, naturalness and an aesthetically based approach to life. It is a living foundation which you can develop and shape based on your own personality.

The basis for our solutions is the life that is lived around our designs. Our products must allow you the space and freedom to create the surroundings that you desire.

We see the bathroom as an important room in all homes, and the design must be in line with other interiors of that home. Therefore, our most important task is to create solutions that open the way for you to make life - with all aspects involved - easier and more beautiful, also more meaningful.



DANISH
DESIGN

PHOTO: Fritz Hansen
Favn™ by Jaime Hayon and Svanen™ by Arne Jacobsen



Contents

Luna intro	8
Prioritise perfect lighting	10
- Choose perfect lighting	11
- Adjust your lighting yourself	12
Use the space in your bathroom	14
- Make small rooms bigger	16
- Short projection basins for narrow rooms	18
- Plenty of work space even in a small room	20
- Asymmetric interior design in rooms with sloping walls	22
- Use the walls for storage	26
- Prioritise the interior design in narrow rooms	30
- Everything within reach with tall cabinets	32
- More space in the drawer at no extra cost	38
- Be creative and gain extra space	40
Which basin suits your needs?	42
- Countertop basins	44
- Made to measure for your bathroom	46
- Double basins with extra space	50
- For big bathrooms	54
Use the room to the fullest with worktops	56
- Solutions for rooms with sloping walls	58
- Sloping walls and off-square angles	60
- Wall-to-wall-solutions	62
- Create a personal makeup area	64
- Individual interior design with worktops	68
Choose your own style and colour	70
- Find a style that fits your budget	72
- Go for unusual colours	74
Product guide	76
- Basins	76
- Vanity units	80
- Colours and handles	82
- Mirror solutions and lighting	86
- Cabinets and accessories	90
Towel rails and racks	94
Price list	98
Product information	130
- Installation guide	132
We assume responsibility	138

Dansani Luna

Furnish the entire bathroom – no matter the size and shape

Don't feel limited by off-square corners, sloping walls, recesses or small and narrow rooms that might be difficult to furnish. With Dansani Luna, you can use every inch of your bathroom no matter the size and shape. Our wide range of basins, mirrors, cabinets and bespoke solutions offer you the freedom to play with your style and the interior design in your whole bathroom.

And as the finishing touch, Dansani Luna offers extra comfort through a large selection of pleasant and functional accessories that enhance your bathroom and ease your everyday life.

Product guide

Use our product guide from page 76 and choose the perfect furniture combination for your bathroom.







Did you know that

- good lighting means better quality of life
- putting on make-up and shaving are much easier in good lighting
- your circadian rhythm is affected less with the right lighting



Well-being and harmony with correct lighting

Light plays a vital role when it comes to our health and well-being, and it has been scientifically proven that good lighting increases our quality of life. Therefore, we ought to be critical and quality-conscious when we select lighting for our homes. Because artificial illumination is not always good lighting.

A comfortable colour temperature and a high level of colour representation

Basically, it is all about finding a comfortable light, as close as possible to sunlight, so that the colours of materials and people are reproduced in a varied and natural way.

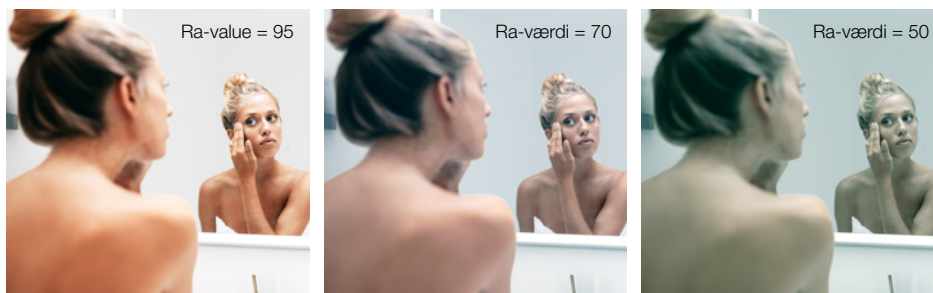
At Dansani, we focus on offering our customers well-being and contributing to a good indoor climate, and that is why we deliver products with LED lighting of the highest possible quality. If you choose a mirror solution with light adjustment function, you can adjust the lighting in your bathroom according to your needs and circadian rhythm. The mirrors and mirror cabinets from Dansani have an integrated touch panel with an on-/off-function, a dimming function as well as light adjustment function from warm and golden to the coldest white light. With a Ra value of more than 90, you get a very high level of colour representation for all colours in the range. Amongst other things, this means that red colours and skin tones are reproduced correctly which is important when you apply your makeup, for example.

Homogeneous light


If you buy your lighting from Dansani, you do not need to worry about quality and colours of the light. Our LED light fittings are Blacked applying high quality levels, that ensures that all LEDs in your lights emit a homogeneous light and offer the same correct colour reproduction, no matter the light model and position.

Illuminate the entire room

With the lighting collections from Dansani, you can create uniformity throughout the bathroom interior design by using ceiling spots and pendant lights that match the light fittings of your mirror solution. All our lights are designed for the bathroom and they are approved for use in wet rooms in accordance with the standard IP44.



On the photos above, you can clearly see the difference in colour reproduction with a Ra value of 95, 70 and 50, respectively.



The light control touch panel allows you to choose the light colour and intensity




100 cm - Nordic oak

Edge basin 823,- Art. no. 531410003 / **Vanity unit** 1.164,- Art. no. M15-1025 / **2 Grace handles** 54,- Art. no.189555043 / **Soft mirror** 484,- Art. no. 94100 / **2 Jupiter lights** 186,- Art. no. 190303880

Optional extra's: **LED lighting profile** 225,- Art. no. LR10044 / **LED downlight to floor** 316,- Art. no. UL100 / **2 flexible shelves** 248,- Art. no. 190304370 / **2 Jupiter ceiling light** 238,- Art. no. 190302851

Perfect lighting day and night

Your bathroom is supposed to create well-being day and night. A place with comfortable lighting, no matter whether you are getting ready to go to bed or applying your makeup in the morning. Using our lighting accessories for mirrors, drawers and cabinets, you can adjust the light to your requirements, no matter the hour and your tasks in the bathroom.





80 cm - Grey matt

Arc basin 729,- Art. no. 531508003 / Vanity unit 1.047,- Art. no. M14-1003 / Push-open 187,- Art. no. PQ2SK /
Style mirror cabinet 890,- Art. no. S588-203 / 2 Jupiter lights 186,- Art. no. 190303880

Optional extra's: Tall cabinet 820,- Art. no. M24-1203 / Tall cabinet 820,- Art. no. M24-1103 / 2 push-open 0,- Art. no. PO30-40 /
2 Jupiter pendant lights 238,- Art. no. 190302841 / LED downlight to floor 316,- Art. no. UL80 / Kvika towel rail 685,- Art. no. 8112021





Use the space in your bathroom

Dansani Luna offers you lots of options for individual and functional interior design in your bathroom. Even if space is limited, you can furnish the room with a range of basins, cabinets and mirrors, adding pleasant accessories.



40 cm - White matt

Micro Menuet basin 372,- Art. no. 534404003 / Vanity unit 350,- Art. no. M01-1110 /
Soft mirror 393,- Art. no. 94140 / Jupiter light 93,- Art. no. 190303880 /
Base handle 27,- Art. no. 189547210

Optional extra's: Style mirror cabinet 890,- Art. no. S588-210 /
2 Jupiter lights 185,- Art. no. 190303880 / Shelf 68,- Art. no. NHS-351725



40 cm - Black rubber, integrated handle

Micro Menuet basin 372,- Art. no. 534404003 /
Vanity unit 474,- M01-2237 / Level mirror 377,- Art. no. 94040

Make small rooms bigger

Make the most of the wall space above the toilet for extra storage by using wall cabinets or a mirror cabinet that makes the room seem bigger and allows you to look at yourself in the mirror from various angles. Use shelves for storing bits and bobs.

The small Micro Menuet basin has a projection of only 27cm, so it is perfect for a small, narrow bathroom or guest ensuite. The basin is reversible, so you can place the tap on the right or the left, which means it is flexible in a small space.

DANISH
DESIGN



Short projection basins for narrow rooms

Our short projection basin models from the Minore and Menuet series with narrow widths and short projections fit perfectly in small bathrooms, ensuring that you get as much work and cabinet space as possible.



80 cm - Black rubber, integrated handle

Mini Minore basin 729 - Art. no. 337208203 / Vanity unit 1.469 - Art. no. M03-2037 / Corona mirror 543 - Art. no. 94270

Optional extra's: 2 shelves 148 - Art. no. NHS-501710 / 2 Jupiter pendant lights 238 - Art. no. 190302842 / Overflow ring 9 - Art. no. 4880128



NEW
Mini Minore
made to
measure

180 cm - Ash grey

Mini Minore made to measure basin 2.394,- Art. no. 337718503 / 2 vanity units 1.796,- Art. no. M02-1098 / Cabinet 898,- Art. no. M43-1098 / 6 Dot handles 90,- Art. no. 189554028 / 2 Soft mirrors 850,- Art. no. 94160 / 4 Jupiter lights 372,- Art. no. 190303887

Optional extra's: Wall cabinet 350,- Art. no. M23-1198 / Tall cabinet 820,- Art. no. M24-1298 / Tall cabinet 820,- Art. no. M24-1198 / 3 Dot handles 45,- Art. no. 189554028 / 4 Jupiter ceiling lights 476,- Art. no. 190302851 / 2 overflow rings 18,- Art. no. 4880128 / Kvika towel rail 685,- Art. no. 8112022



Don't be limited by lack of space

Even if the room is small, you need not compromise on the furnishings. In a small bathroom, it's a good idea to use wall space rather than room space. With narrow cabinets you can have good storage space in the bathroom without using up too much of its floor space. The narrow Mini Minore basin can be made to measure up to a width of 240 cm, so that it adapts to the size of your bathroom, to exploit the space fully. In a family bathroom, if you choose Mini Minore with an extra bowl, more than one person can get ready at the same time.



Interior design in rooms with sloping walls

If a sloping wall is limiting your choice, you can create an asymmetric design with our countertop basins to utilise the space and create the perfect solution for standing upright in front of the basin and the mirror. Utilise the wall space by using shelves beside the mirror.





80 cm - Brown oak

Arc basin 729,- Art. no. 531508003 / Vanity unit 1.047,- Art. no. M09-1052 / 2 Base handles 70,- Art. no. 189547328 / Soft mirror 453,- Art. no. 94180 / 2 Jupiter lights 186,- Art. no. 190303887

Optional extra's: Base cabinet 399,- Art. no. M26-1152 / Worktop 97,- Art. no. TP1 / Base handle 27,- Art. no. 189547228 / Flexible shelf 124,- Art. no. 190304370 / Kvika towel rail 685,- Art. no. 8112022 / LED downlight to floor 316,- Art. no. UL80

DANISH
DESIGN



The beautiful Arc porcelain basin has soft shapes and the slightly curved front edge offers a contrast to the straight drawers.



The base cabinet can be supplemented with a laundry bag and a wooden tray to keep your belongings in order. Add a worktop to give the cabinet a smart finish.

80 cm - White gloss

Lotto basin 466,- Art. no. 537808103 / **Vanity unit** 1.047,- Art. no. M33-1012 /
2 Slim handles 70,- Art. no. 189542244 / **Ambi mirror cabinet** 1.203,- Art. no. S598-212

Optional extra's: **Tall cabinet** 896,- Art. no. M25-1212 / **Slim handle** 35,- Art. no. 189542244 /
2 flexible shelves 248,- Art. no. 190304370 / **LED underlight** 316,- Art. no. ULSP100 /
Overflow ring 9,- Art. no. 4880144

NEW
Lotto basin



60 cm - Grey rubber, integrated handle

Minore basin 718,- Art. no. 337106003 / Vanity unit 1.390,- Art. no. M08-2067 / Soft mirror 425,- Art. no. 94160 / 2 Jupiter lights 186,- Art. no. 190309887

Optional extra's: Tall cabinet 1.186,- Art. no. M24-2267 / Wall cabinet 539,- Art. no. M23-2267

Use the walls for storage

Bathrooms rarely offer a lot of wall space so if you'd like to prioritise storage space, you can go for a smaller basin and use the wall height instead. Choose a spacious tall cabinet and place a wall cabinet above the toilet or the heater.



60 cm - Driftwood, integrated handle

Mini Menuet basin 537,- Art. no. 534306003 / Vanity unit 1.562,- Art. no. M05-2036 / Style mirror cabinet 995,- Art. no. S586-236 / 2 Venus lights 186,- Art. no. 190303890

Optional extra's: Wall cabinet 666,- Art. no. M23-2236 / LED underlight 316,- Art. no. ULSP60



80 cm - Black matt, integrated handle

Minore basin 861,- Art. no. 337108003 / Vanity unit 1.047,- Art. no. M09-2064 / Ambi mirror cabinet 1.203,- Art. no. S598-264

Optional extra's: Tall cabinet 820,- Art. no. M24-2264 / LED underlight 316,- Art. no. ULSP80 / Hydra towel rail 427,- Art. no. 8114022



100 cm - Grey matt

Largo basin 823,- Art. no. 530440507 /

Vanity unit 1.164,- Art. no. M10-1003 /

2 Slim handles 54,- Art. no. 189542028 /

Ambi mirror cabinet 1.266,- Art. no. S590-203 /

Stratos light 268,- Art. no. 190303903

Optional extra's: Base cabinet 399,- Art. no. M26-1203 /

Base cabinet 399,- Art. no. M26-1103 /

2 worktops 194,- Art. no. TP1 /

2 Slim handles 54,- Art. no. 189542028 /

LED underlight 316,- Art. no. ULSP100 /

2 flexible shelves 248,- Art. no. 190304370

Plenty of storage space in narrow rooms

If you have a narrow room with a large wall, it's a good idea to use the wall space in a creative way. If you'd like to have plenty of storage space, you can choose a smaller basin that leaves more space for base units, tall cabinets, wall cabinets and shelves.

In this way, everything you need will be at hand.



**DANISH
DESIGN**



80 cm - White matt lacquer, integrated handle

Arc basin 729,- Art. no. 531508003 / Vanity unit 1.528,- Art. no. M14-2071 / Soft mirror 453,- Art. no. 94180 / 2 Jupiter lights 186,- Art. no. 190303880

Optional extra's: Tall cabinet 1.186,- Art. no. M24-2171 / Wall cabinet 539,- Art. no. M23-2271 / Wall cabinet 539,- Art. no. M23-2171



100 cm - Black matt, integrated handle

Kantate basin 823,- Art. no. 531910103 / Vanity unit 1.164,- Art. no. M15-2064 / Level mirror cabinet 1.381,- Art. no. S570-264

Optional extra's: Tall cabinet 820,- Art. no. M24-2264 / Tall cabinet 820,- Art. no. M24-2164 / LED downlight to floor 316,- Art. no. UL100 / LED lighting profile for use underneath basin 225,- Art. no. LR10044 / Hydra towel rail 427,- Art. no. 8114022 / 2 Jupiter ceiling light 238,- Art. no. 190302852



The Kantate basin is also available without taphole. Also in 100 cm size the basin has 2 bowl width options - for one or two taps.



Everything you need after the shower within reach

Use tall cabinets to create plenty of storage space, for example for your towels and your underwear, so that you always have everything you need after the shower within reach. Choose internal LED lighting that provides a complete overview and creates an exclusive look. Some tall cabinets are available with functional accessories such as moveable and easily accessible laundry baskets and wooden trays for the inside of the door. You can remove each tray and take it along to the mirror as you require. For even more storage options in the tall cabinet, you can also choose a handy pull-out drawer which is discreetly located behind the door.



80 cm - Matt bespoke colour, integrated handle

Kantate basin 729- Art. no. 531908003 / Vanity unit 1.816,- Art. no. M14-2099 / Corona mirror 543,- Art. no. 94270 / Start-up fee, 1 colour 187,- Art. no. BI1 (NCS S 4030-Y70R)

Optional extra's: Tall cabinet 1.186,- Art. no. M24-2171 / 2 Jupiter pendant lights 238,- Art. no. 190302840 / Jupiter ceiling light 119,- Art. no. 190302850 / Overflow ring 9,- Art. no. 4880128



120 cm - Nordic oak

Lotto basin 793,- Art. no. 537812103 /

Vanity unit 1.341,- Art. no. M32-1025 /

Level mirror 765,- Art. no. 94020 /

2 Grace handles 54,- Art. no. 189555028

Optional extra's: Tall cabinet 896,- Art. no. M25-1125 /

Internal lighting 316,- Art. no. LI30-40 /

2 base cabinets 798,- Art. no. M26-1125 /

2 worktops 194,- Art. no. TP1 /

3 Grace handles 81,- Art. no. 189555028 /

2 shelves 248,- Art. no. 190304370 /

2 Jupiter pendant lights 238,- Art. no. 190302842 /

Overflow ring 9,- Art. no.c





NEW
Lotto basin

DANISH
DESIGN



120 cm - Brown oak

Kantate basin 895,- Art. no. 531912003 / Vanity unit 1.341,- Art. no. M16-1052 / 2 Base handles 70,- Art. no. 189547328 / Level mirror 765,- Art. no. 94020

Optional extra's: Kvika towel rail 685,- Art. no. 8112021 / LED lighting profile for use underneath basin 237,- Art. no. LR12044 / LED downlight to floor 316,- Art. no. UL120

Create more space using tall vanity units at the same price

Without paying extra, you can choose an extra tall vanity unit with deeper bottom drawer that offers practical storage space for cleaning products and other tall bottles. Keep all your things neat and tidy by using the tall, moveable wooden tray that fits into the drawer.








Creative storage space solutions for your bathroom

Dansani Luna offers you the option of even more storage space and maximum use of all walls and recesses in your bathroom. You can furnish “dead space” below the window, above the toilet and behind the door with cabinets, shelves and other accessories. You come up with the ideas and Dansani Luna fulfils your needs.



To be able to pull out trays and laundry bag in tall cabinets, it is necessary that the door can be opened completely. Therefore, you should not install the tall cabinet close to a side wall.





Which basin suits your needs?

Solid and practical or sculptured countertop

Modern basins tickle all senses. The basin models from Dansani Luna are available in a wide range of looks, styles and materials. You can choose between many different standard sizes and basin solutions with a length of up to 275 cm.



80 cm - White matt, integrated handle

Marcato basin with worktop 1.186,- Art. no. BM02-043 / Vanity unit 1.047,- Art. no. M09-2043 / Level mirror cabinet 1.281,- Art. no. S578-243

Optional extra's: Tall cabinet 820,- Art. no. M24-2143



Interior design with countertop basins

Use our countertop basins and worktops to realise the full potential of the room and choose between one or more basins placing them on the right or the left side. At the same time, you get a stylish and alternative solution that fits in both big and small rooms.





NEW
Minore made to
measure basin

200 cm - Matt bespoke colour, integrated handle

Minore made to measure basin 2.138,- Art. no. 337820403 / Vanity unit 1.816,- Art. no. M09-2099 / Cabinet 1.452,- Art. no. M18-2099 / Cabinet 1.816,- Art. no. M20-2099 / 2 Corona mirrors 1.086,- Art. no. 94270 / Start-up fee, 1 colour 187,- Art. no. B11 (NCS S 0502-Y)

Optional extra's: Tall cabinet 1.679,- Art. no. M25-2299 / Tall cabinet 1.679,- Art. no. M25-2199 / Shelf 124,- Art. no. 190304370 / LED downlight to floor 316,- Art. no. UL80 / LED downlight to floor 316,- Art. no. ULUS80 / LED downlight to floor 316,- Art. no. ULUS40 / Kvika towel rail 685,- Art. no. 8112022 / 2 Jupiter ceiling light 238,- Art. no. 190302851 / Overflow ring 9,- Art. no. 4880128 / Makeup mirror 242,- Art. no. 190304360



The basin that adapts to your bathroom

You can now choose the elegant full-length Minore basin in made to measure sizes up to 240 cm, tailoring a solution precisely to your bathroom and your needs, utilising every inch of space in your bathroom. Minore is available with one or two bowls, and you can choose to have it made with or without a tap hole, so that it's compatible with deck-mounted or wall-mounted brassware.





120 cm - White matt, integrated handle

Menuet basin 895,- Art. no. 584212103 / Vanity unit 1.341,- Art. no. M16-2043 / Style mirror cabinet 1.220,- Art. no. S583-243 / Stratos light 268,- Art. no. 190303903

Suitable work area at the basin and the mirror

If you have space for a wider basin, you actually have plenty of wall space above the basin as well, so why not use this space to the fullest by hanging a large mirror or a spacious mirror cabinet with lots of storage space behind the doors. Choose from our wide selection of single and double basins, and combine the units however you like.



120 cm - Grey rubber, integrated handle

Menuet double basin 1.060,- Art. no. 534812203 / Vanity unit 1.906,- Art. no. M12-2067 / Level mirror 765,- Art. no. 94020

Optional extra's: Tall cabinet 1.186,- Art. no. M24-2267 / 2 tall cabinets 2.372,- Art. no. M24-2167






200 cm - Ash grey

Marcato double basin with worktop 2.288,- Art. no. BM13-043 / **2 vanity units** 2.328,- Art. no. M10-1098 / **2 push-open** 374,- Art. no. PO2SK / **2 Level mirrors** 1.128,- Art. no. 94080

Optional extra's: **2 cabinets** 1.852,- Art. no. M19-1098 / **Worktop** 739,- Art. no. 337060043 / **2 Jupiter pendant lights** 238,- Art. no. 190302840 / **2 downlights to floor** 632,- Art. no. UL100 / **Make-up mirror** 242,- Art. no. 190304360

For our double basins you can choose one or two vanity units, depending whether you'd like to have two or four drawers. Use the functional accessories, such as wooden trays and LED lighting in drawers and cabinets, to keep your belongings tidy and enjoy a pleasant atmosphere when using the bathroom at night.





Extra space with a double basin

If you've got the width, we've got the basin. So why not use the space to the fullest by choosing a double basin. Two basins allow more household members to get ready for a new day and leave the house at the same time. Choose between a wide range of solid or countertop basins. You can combine them with our extra tall vanity units to get the maximum out of the wall space.

DANISH
DESIGN



120 cm - White matt lacquer, integrated handle

Edge double basin 1.060,- Art. no. 531402003 / Vanity unit 1.906,- Art. no. M12-2071 / Style mirror cabinet 1.462,- Art. no. S583-271 / Stratos light 353,- Art. no. 190303904

Optional extra's: Tall cabinet 1.343,- Art. no. M25-2271 / Mobile towel rack 412,- Art. no. C70-0010 / 3 Jupiter ceiling light 357,- Art. no. 190302851





160 cm - Driftwood, integrated handle

Kantate double basin 1.428,- Art. no. 531926003 / **2 vanity unit** 3.632,- Art. no. M09-2036 / **Soft mirror** 577,- Art. no. 94130 / **2 Jupiter lights** 186,- Art. no. 190303880

Optional extra's: **Tall cabinet** 1.482,- Art. no. M24-2236 / **Tall cabinet** 1.482,- Art. no. M24-2136 / **Kvika towel rail** 685,- Art. no. 8112021 / **2 LED downlight to floor** 632,- Art. no. UL80



For those who like to share lots of space

If you need basin space, a 160 cm long double basin is the ideal solution. Choose between our models Kantate and Minore. You each get “half” of the bathroom, including your own basin, drawers and a spacious tall cabinet.

You can stretch out even further and order made-to-measure full-length basins up to 240 cm or countertop basins and worktop solutions in lengths right up to 275 cm.





Use the shape of the room with worktop solutions

Furnish your bathroom in a flexible way and consider the shape of the room an opportunity rather than a limitation. As an example, you can use the space underneath the sloping wall or the entire width of a wall using a wall-to-wall solution. Choose between various standard sizes or get a bespoke worktop solution that fits the off-square room angles and your bathroom perfectly. Use our worktop solutions along with one or more countertop basins or even without a basin as a sideboard or a shelving unit.

Stand upright in front of the mirror despite the sloping walls

Luna worktop solutions will use the features of the room to the fullest such as asymmetric solutions where the basin is positioned on the right or on the left. This is particularly practical in rooms with sloping walls. In this way, you'll also have sufficient space for your mirror solution above the basin, allowing you to stand upright at the mirror despite the sloping wall.



Pleasant light effect and a complete overview. You can choose internal LED lighting for some mirror cabinets. As a standard, all mirror cabinets come with a magnifying mirror, a magnetic holder for scissors and files, a moveable metal shelf and a socket with a switch.



200 cm - White matt

Canto basin 718,- Art. no. 530506103 / Vanity unit 1.047,- Art. no. M09-1010 / Cabinet 1.047,- Art. no. M20-1010 / 4 Base handles 140,- Art. no. 189547310 / 2 worktops 948,- Art. no. 335920525 / Brackets for wall mounting 17,- Art. no. 195050590 / Style mirror cabinet 890,- Art. no. S588-225 / 2 Jupiter lights 186,- Art. no. 190303880
Optional extra's: Shelf 68,- Art. no. NHS-351725 / Shelf 74,- Art. no. NHS-501725



157 cm - Brown oak

Canto basin 718,- Art. no. 530506103 / Vanity unit 1.164,- Art. no. M10-1052 / Push-open 187,- Art. no. PO2SK / 2 worktops bespoke measurements 754,- / 2 brackets for wall mounting 34,- Art. no. 195050590 / Level mirror 564,- Art. no. 94080

Optional extra's: Wall cabinet 350,- Art. no. M23-1152 / Push-open 0,- Art. no. PO30-40 / 2 shelves 148,- Art. no. NHS-501710

Oblique angles aren't a problem

Use all off-square corners and obtain more table space with our wooden worktop solutions. The edges can be cut to fit all oblique and sloping angles. In addition, this allows for the use of stylish and practical open shelving solutions.





100+240 cm - White matt

Menuet basin 823,- Art. no. 534110103 / Vanity unit 1.164,- Art. no. M10-1010 / Push-open 187,- Art. no. PO2SK / Soft mirror 484,- Art. no. 94100 / 2 Jupiter lights 186,- Art. no. 190303880
Optional extra's: Shelf 83,- Art. no. NHS-701798 / 2 cabinets 2.094,- Art. no. M20-1010 / 2 Push-open 374,- Art. no. PO2SK / 2 worktops bespoke measurements 1.152,- /
Brackets for wall mounting 17,- Art. no. 195050590



Functionality from wall to wall

Using the whole room is easy with Dansani Luna. Here, we've combined two base units with worktops on top and bottom to obtain a stylish and functional wall-to-wall solution. So even if you've got sloping walls, you can easily create more space, at the same time using the width and the depth of the room to the fullest.



Create a makeup area

Break the rules and try out some new interior design ideas for your bathroom. You can furnish the whole room with Luna modular units, so why not add a practical makeup area that creates a hint of luxury in your bathroom and offers space for extra well-being and personal creativity.

An elegant, functional make-up mirror with lighting makes it easier to put on makeup, pluck your eyebrows, etc.





160 cm - Nordic oak

Marcato basin with worktop 1.514,- Art. no. BM09-043 / Vanity unit 1.047,- Art. no. M09-1025 / Base unit 1.047,- Art. no. M20-1025 / 2 push-open 374,- Art. no. PO2SK / Soft mirror 463,- Art. no. 94180 / 2 Jupiter lights 186,- Art. no. 190308887

Optional extra's: Shelf 83,- Art. no. NHS-701710 / Wall cabinet 350,- Art. no. M23-1125 / Wall cabinet 350,- Art. no. M23-1225 / 2 Push-open 0,- Artikel nr. PO30-40 / Cabinet 926,- Art. no. M19-1025 / Push-open 187,- Art. no. PO2SK / Worktop 261,- Art. no. 335912525 / Brackets for wall mounting 17,- Art. no. 195050590 / Corona mirror 477,- Art. no. 94260 / Makeup mirror 242,- Art. no. 190304360



200 cm - Matt bespoke colour, integrated handle

Sonate double basin with worktop 2.288,- Art. no. BS13-043 / 2 vanity units 4.032,- Art. no. M10-2099 / 2 Corona mirrors 1.086,- Art. no. 94270 / Start-up fee, 1 colour 187,- Art. no. BI1 (NCS S 6020-R90B)

Optional extra's: Worktop 739,- Art. no. 337060043 / 2 cabinets 3.310,- Art. no. M19-2099 / 2 downlight to floor 632,- Art. no. UL100 / 2 Jupiter pendant lights 238,- Art. no. 190302840





Your personal space

Use a long worktop to create your own individual space. It also offers the option of setting up a practical makeup area which you can furnish with a nice mirror. Choose between a single basin or two basins next to each other for your worktop. The Canto basin, made of sanitary porcelain, is based on a thought-out design that offers plenty of space, for example making sure that the soap dispenser is within easy reach and close to the tap so that you avoid water and soap dripping onto the worktop.



240 cm - White matt

2 Canto basins 1.436,- Art. no. 530506003 / 2 vanity units 2.094,- Art. no. M09-1010 / 4 Base handles 140,- Art. no. 189547343 / Worktop bespoke measurements 532,- / Brackets for wall mounting 16,- Art. no. 195050590 / Soft mirror 577,- Art. no. 94130 / 2 Jupiter lights 186,- Art. no. 190303880





Choose your own style and colour

Create your personal space

Play with options and colours, now that Luna offers you so many different choices. Not only the standard items such as cabinets, basins and mirrors, but also the equally important details such as surfaces, colours and handles. Create the finishing touches and add personality and style to your bathroom.



Find the style that fits you and your budget

Take your time and experiment by mixing and matching to create various looks and styles.
Here, we've furnished the same bathroom in three different styles within different price groups.
Luna offers a wide selection with plenty of options to choose from in terms of both taste and budget.





120 cm - Matt bespoke colour: NCS S 7010-B10G, integrated handle

Kantate double basin 1.060,- Art. no. 531922003 / Vanity unit 2.264,- Art. no. M12-2099 / Level mirror cabinet 2.212,- Art. no. S573-299 / Start-up fee, 1 colour 187,- Art. no. BI1 (NCS S 7010-B10G)

Optional extra's: Tall cabinet 1.679,- Art. no. M25-2299



80 cm - Matt bespoke colour: NCS S 7010-B10G, integrated handle

Menuet basin 729,- Art. no. 534808003 / Vanity unit 1.816,- Art. no. M09-2099 / Soft mirror 453,- Art. no. 94180 / 2 Jupiter lights 186,- Art. no. 190303880 / Start-up fee, 1 colour 187,- Art. no. B11 (NCS S 4005-Y50R)

Optional extra's: Wall cabinet 666,- Art. no. M23-2199 / LED lighting profile for use underneath basin 196,- Art. no. LR8044 / Shelf 74,- Art. no. NHS-501710 / LED downlight to floor 316,- Art. no. UL80

Add a hint of colour to your bathroom

If you'd like to add extra personality to your bathroom by choosing a unique solution, use colour to create a distinctive look. Colours influence our senses and our perception of the room that we're in. They can have a calming and stimulating effect but they can also make us feel agitated and restless. For this reason, it's important that you choose one or more colours that appeal to you so that you can enjoy your bathroom units for many years to come.

STEP 1

Basins

Solid and practical basins

Basins from the Dansani Luna series are available in various widths and projections, allowing you to furnish both big and small bathrooms. All models are made of durable and cleaning-friendly materials. Choose between single or double models made of various materials.


Menuet / Sanitary porcelain

A modern classic with a timeless design. Available in several sizes and in particular Micro and Mini are well-suited for smaller bathrooms. Menuet is available in three projections.


Kantate / Sanitary porcelain

A timeless and minimalist basin with a modern and slim design. Straight lines and an oval basin with plenty of work space all around it.


Arc / Genuine sanitary porcelain

The soft shapes of the curved front edge of the basin and the rounded shape of the bowl radiate a friendly and accommodating design.


Lotto / Genuine sanitary porcelain

Traditional washbasin in a soft, rounded design with a spacious bowl. Can be wall-mounted.


Edge / Sanitary porcelain

The shape is classic in a very simple and angular look with no distracting elements. The basin is made of thin porcelain with a polished surface appearance. The basin has a generous bowl and is therefore also practical.


Minore / Solid Surface

The basin has a slim, light design and a matt white finish. It can be custom-made, so that both the position and the number of bowls are ideal for your bathroom. The bowl is large and spacious, especially in the larger sizes, and the basin is available in two depths.


Largo / Glass

Modern, sophisticated design where the soft shapes and glass material make it very easy to clean. Suitable material for a bathroom. The matt grey colour radiates elegance together with the slim look and soft basin design.

NEW
Made to
measure

Sculptural and countertop

This is a unique and completely different design but also a beautiful solution that offers you lots of combination options. Choose between centre, asymmetric and double solutions.



Sonate / Solid Surface

An oval design with a touch of romance. The distinctively thin outer edges make up a strong contrast to the soft inner shape. Positioned on a Solid Surface worktop, the basin is suitable for wall-mounted or deck-mounted brassware.



Marcato / Solid Surface

Square, minimalist basin with a stringent design where the sharp edges offer plenty of space for the basin. Positioned on a Solid Surface worktop, the basin is suitable for wall-mounted or deck-mounted brassware.



Canto / Sanitary porcelain

Modern, square design with stringent lines. Positioned on a wooden worktop, the basin is suitable for wall-mounted or deck-mounted brassware.

Sanitary porcelain / Soft, rounded edges with a glossy and extra robust surface

Sanitary porcelain is a strong, ceramic material that features a soft and rounded design on all edges, both in the basin and on the worktop. The surface is hard, smooth and glossy, and the rounded edges make it very easy to clean. Basins made of sanitary porcelain require only a minimal amount of maintenance – even after many years of use. Don't use abrasive cleaning materials for this basin.




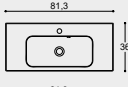
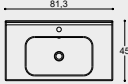

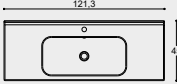
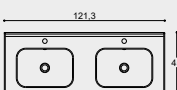


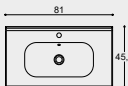

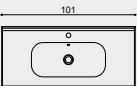
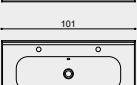
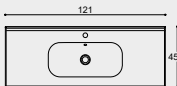

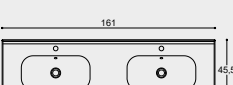


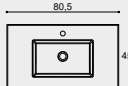

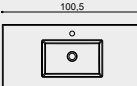

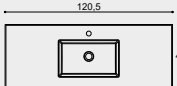
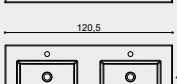


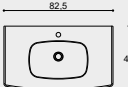

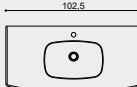
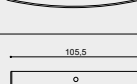
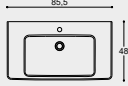
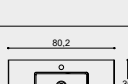
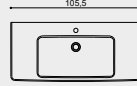





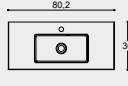

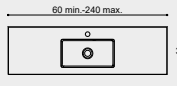





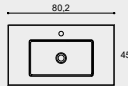

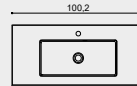

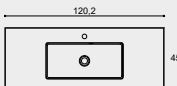

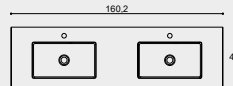

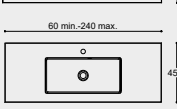

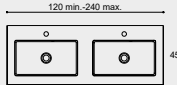



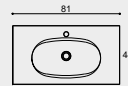

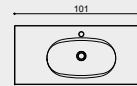

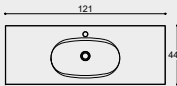
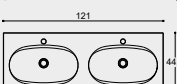
Glass / Innovative material with a matt surface and an aesthetic, thin design

Glass basins are made of a strong and cleaning-friendly glass material that makes them particularly suitable for everyday use in the bathroom. Along with the thin design, the matt material surface creates an aesthetic, minimalist and velvety-soft look. The glass basin is easy to clean. Use standard cleaning materials for the bathroom and avoid abrasive materials.

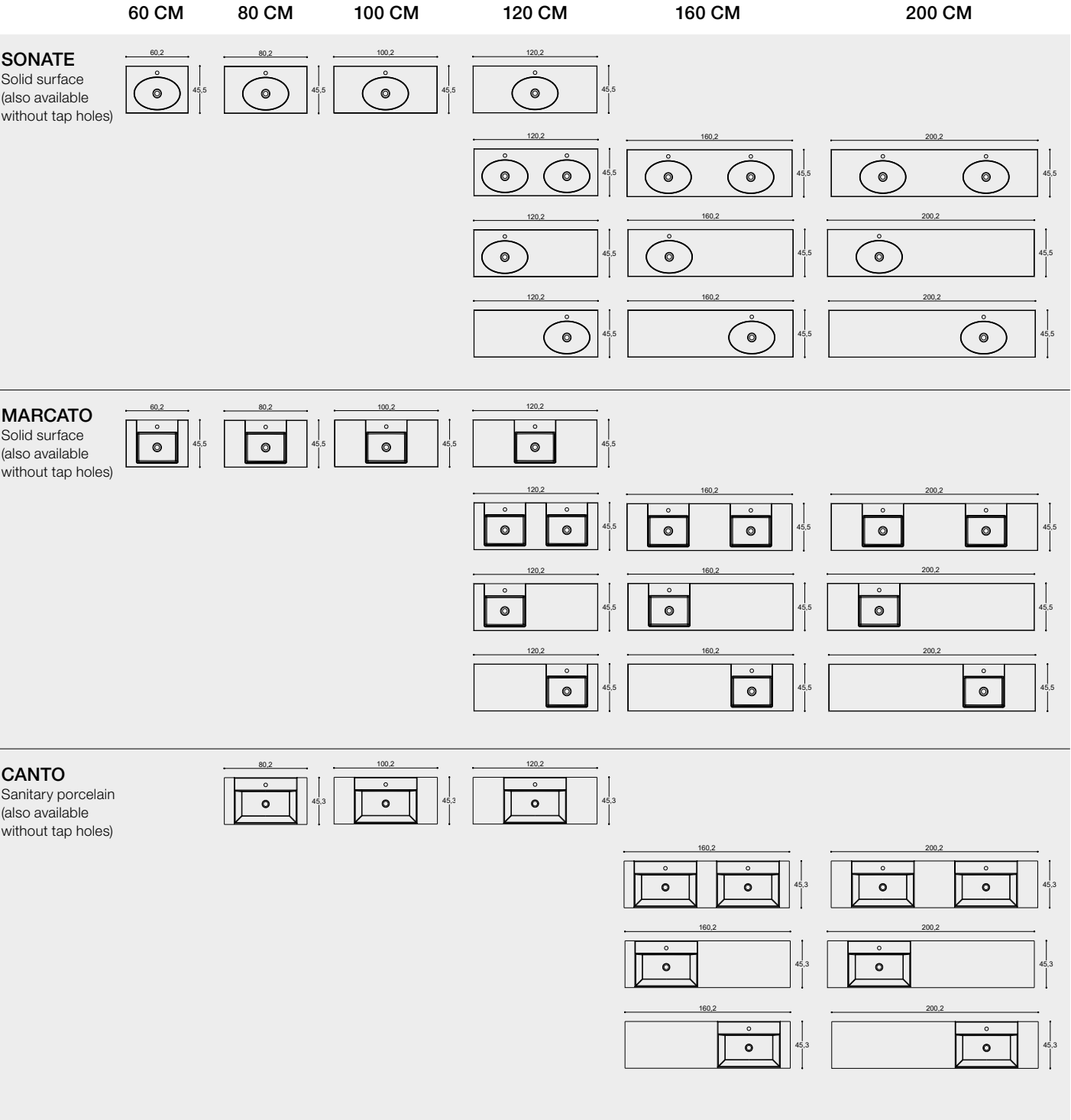
Solid surface / Slim, stringent lines in a minimalistic design with a matt and silky-soft surface

The strong Solid Surface material features a matt and silky-soft surface which is pleasant to the touch. The ultra-slim design adds a minimalistic expression to this basin, offering a perfect finishing touch to your vanity unit. The solid surface basin is easy to maintain with ordinary bathroom cleaning agents, but cannot withstand scouring cleaners. In addition, we recommend using the Dansani care product for matt surfaces three times a year. Smaller damages can be repaired.

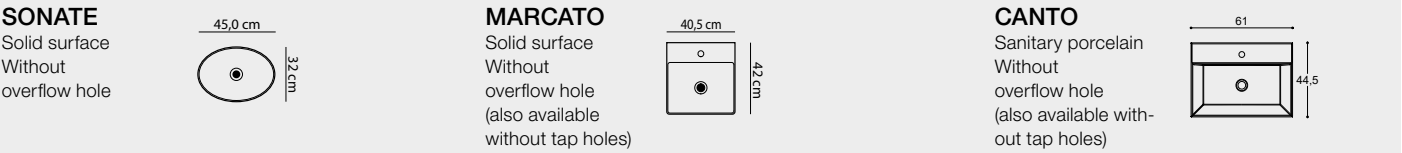
BASINS

	40 CM	60 CM	80 CM	100 CM	120 CM	160 CM	160-240 CM
<div>MENUET Sanitary porcelain Turnable</div>		 	 		 		
<div>KANTATE Sanitary porcelain (also available without tap holes)</div>		 	 	 	 		
<div>EDGE Sanitary porcelain</div>		 	 	 	 		
<div>ARC Sanitary porcelain</div>		 	 	 			
<div>LOTTO Sanitary porcelain</div>		 	 	 			
<div>MINORE Solid surface (also available without tap holes)</div>		 	 		 	 	
		 	 	 	 	 	
				 		 	
<div>LARGO Glass</div>	 	 	 	 			

COUNTERTOP BASINS WITH WORKTOP



COUNTERTOP BASINS*



*Can be combined with worktops from other suppliers

The basins come oversized in all widths, providing extra protection for the sides of your bathroom cabinets. See also the installation guide on page 132.

STEP 2

Vanity units

Furnish the room according to its size and your needs

The vanity units from the Luna range adapt to fit any room. If you need a wider basin for the whole family, you can choose a cabinet solution with two or four drawers. If you only have space for a smaller basin, you can choose an extra tall vanity unit and utilise the wall space below the basin. If your bathroom is narrow, you can prioritise floor space by choosing a solution with short projection vanity units.

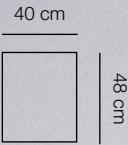
Identify the needs of your family and furnish your bathroom accordingly. Remember that your needs will change over time in pace with the youngest family member growing older. Think ahead as well.

Find out more about accessories on page 92 and in the price list.

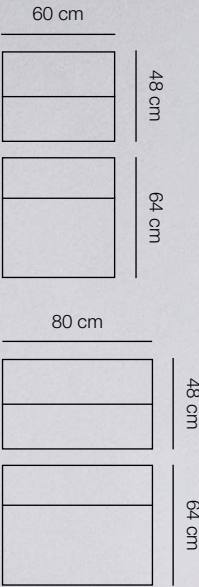


OPTIONS

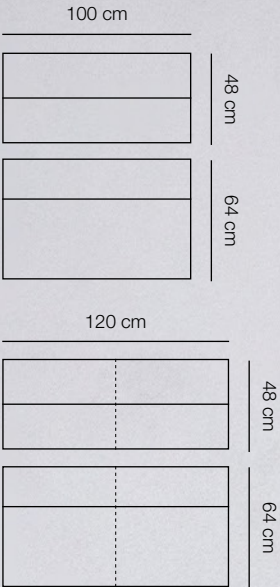
40 CM



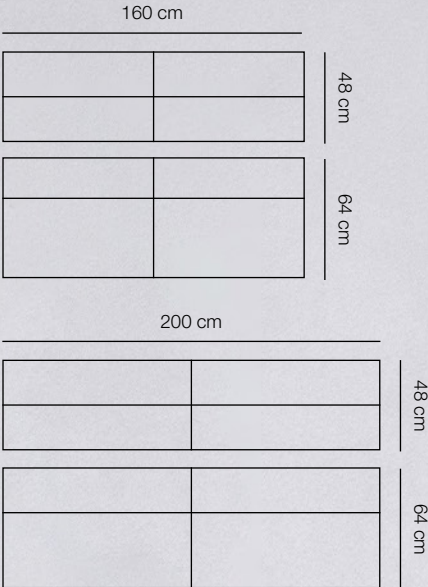
60 - 80 CM



100 - 120 CM



160 - 200 CM



DEPTH 26 / 35 / 44

WIDTH 40 / 60 / 80 / 100 / 120

STEP 3

Colours

Create your individual bathroom


Create the most beautiful contrasts by choosing from our wide selection of surfaces in various colours and materials, and create your very own style.

Price group #1 - foil and melamine


- Melamine cabinets with smooth foil or melamine fronts. Choose a handle or push-open solution
- Foil cabinets with foil fronts and integrated handles that are inverted to prevent water and dust from accumulating




White gloss, foil



White matt, foil




Grey matt, foil




Ash grey, foil



Nordic oak, foil



Brown oak, melamine

White matt, foil
Integrated handleBlack matt, foil
Integrated handle

Price group #2 - rubber and matt lacquer


- Cabinets and fronts with exclusive rubber or matt lacquer
- The fronts feature integrated handles that are inverted to prevent water and dust from accumulating

White matt lacquer
Integrated handleBlack rubber
Integrated handleGrey rubber
Integrated handle

Price group #3 - veneer and bespoke colour


- Cabinets and fronts made of genuine wood veneer with over-veneered edges made of solid wood
- Cabinets and fronts with lacquer in bespoke matt colour from the NCS standard colour palettes or RAL Classic K7
- The fronts feature integrated handles that are inverted to prevent water and dust from accumulating

Driftwood
Integrated handleBespoke colour matt lacquer (sheen 30)
Integrated handle



Bespoke colour

You can choose whatever matt colour (sheen 30) you like from two different colour palettes: NCS S (standard colours only) or RAL Classic. You just have to pay a start-up fee of € 187,- net, payable only once for each colour, no matter how many products you order. Please note that a colour code can look different depending on brand, materials, finish and light. For this reason, we recommend that you choose a colour in cooperation with your retailer.




Light Green
NCS S 1005-B50G



Deep blue
NCS S 7010-R90B

Inspired colours / Lacquer


Our designers have selected 27 trend shades that reflect contemporary interior design trends.



Linen
NCS S 2005-Y50R



Grey Stone
NCS S 2502-B



Soft Rose
NCS S 2020-R



Breezy Blue
NCS S 3010-B10G



Soft Stone
NCS S 4005-Y50R




Smooth Grey
NCS S 4502-B



Red Clay
NCS S 4030-Y70R



Dove Blue
NCS S 4020-B10G



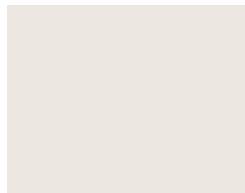
Limestone
NCS S 1005-Y10R



Taupe Shadow
NCS S 3005-Y20R



Canterbury Stone
NCS S 2005-Y40R




Crema Stone
NCS S 1002-Y



Dark Salmon
NCS S 4010-Y50R



London Grey
NCS S 2502-Y




Steel Grey
NCS S 5502-Y




Parisian Clay
NCS S 3010-G80Y




Mouse Grey
NCS S 3502-Y




Putty
NCS S 1502-Y50R



Grey Sky
NCS S 2005-G20Y



Pidgeon Grey
NCS S 1505-Y80R



Powder Green
NCS S 1510-G20Y



Midnight Blue
NCS S 6020-R90B



Jet Grey
NCS S 6502-G



Ink
NCS S 7502-B



Black
NCS S 8500-N


Handles

For the plain Luna fronts, you can choose between stylish handles in various sizes and designs or go for a handleless push-open solution.

Dot




Button




Daisy



Base



Slim



Grace



Step



Pure





Integrated handle

The handle is inverted so that water and dust do not accumulate. Cannot have the push-open feature fitted.



Push-open

For a clean handle-free look. Cannot be used on fronts with integrated handles.



STEP 4

Mirror solutions and lighting

With Dansani, you can choose between a range of mirror solutions with LED lighting or beautiful lamps. Our mirror cabinets feature lots of practical functions and you can add functional accessories and lighting. See more on page 88 and in the price list. All mirrors are delivered with wall brackets.




Soft

The rounded corners of this mirror soften the sharp and edgy look, and the comfortable height offers a large viewing area. Add one of the three beautiful LED lamps Venus, Jupiter and Stratos or anti-mist pad to reduce mist build-up. Find out more on page 88.



Level

A beautiful mirror with extremely good work light for applying makeup etc. The elongated light areas at the top and bottom add an ambient light effect above the mirror and pleasant lighting onto the basin.



Corona

An elegant mirror with a circular design and a corona effect from the in-built LED lighting that underlines the shape of the mirror and illuminates the wall with a soft and evocative light.



Level

The fantastic design behind this mirror cabinet, featuring light areas at the top and bottom, offers good lighting inside the mirror cabinet but also perfect work light at the mirror and the basin.



Style

This simple and minimalist mirror cabinet offers large mirror surfaces and perfect work light from one of the beautiful LED lamps Venus, Jupiter or Stratos which you can choose for your cabinet. Find out more on page 88.



Ambi

A mirror cabinet with a harmonious and beautiful design featuring vertical LED lighting at the front on the sides which also illuminates the inside of the cabinet when the doors are open. If you'd like more lighting for your mirror cabinet, you can add Venus, Jupiter or Stratos LED lamps. Find out more on page 88.

ICON GUIDE



Mist-free mirror (optional)
Self adhesive heat pad.



Magnifying mirror
(x5) Optional placement.



External LED lighting
Optional fixture for mirror cabinet or mirror mounting.



Internal LED lighting (optional)
Choose internal LED side lighting to have attractive illumination inside the cabinet.



LED underlight (optional)
Ample downlight at basin.



Glass shelf
Clear glass with polished edge.



Double-sided mirror door
Mirror on door front and back.



Lighting effects
Upwards and downwards effect.



LED
Energy-efficient lighting. Expected life: Minimum 30.000 hours.



IP44
Zone 2 approved (0-60 cm from shower). See page 136.



















Electric Panel/Lighting switch
Please note GB/IE approved socket supplied. Incl. touch control for adjustable light. Fitted on the right side of the mirror cabinet.

















Adjustable light
The lighting solution is available with adjustable lighting, ie, on-off function, dimmable and colour temperature control.

MIRRORS

	40 CM	60 CM	80 CM	100 CM	120 CM	160 CM
SOFT	 					
LEVEL						
CORONA		 Ø 60 cm	 Ø 75 cm	 Ø 90 cm		

MIRROR CABINETS

	40 CM	60 CM	80 CM	100 CM	120 CM	160 CM
LEVEL						
STYLE				 		
AMBI				 		

Read more about lighting, optional extras on next page and electrical specifications in the price list.


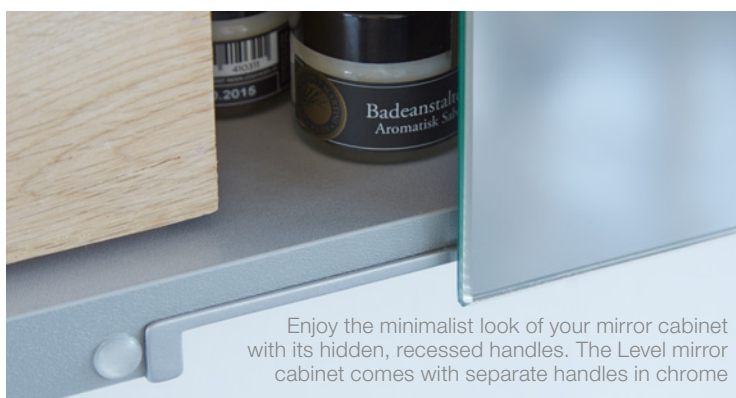
Functional details and smart LED lighting for mirrors and mirror cabinets




With Dansani, a mirror is not just a mirror. Our mirrors and mirror cabinets offer thought out functional solutions.

Our lights provide excellent task lighting for make-up application as well as shaving. This enables you to focus on the details. Furthermore our light solutions provide indirect lighting to the room adding that all important finishing touch.

Adjust the light to suit you

Most of our mirrors and mirror cabinets are equipped with an integrated touch panel with on/off function as well as enabling you to adjust the intensity of the light and adjust the colour from golden warm to cool white.





STEP 5



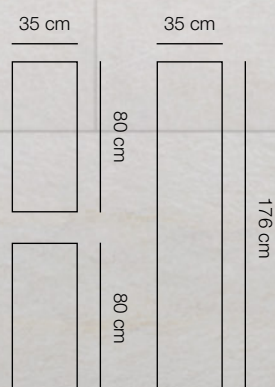
Cabinets

When choosing cabinets for your bathroom, it's a good idea to start by deciding on how you'd like to use the space available in the room and finding out which items you'd like to store in the bathroom. The Luna range offers a wide range of options when it comes to creating storage space and provides flexibility when furnishing a bathroom. The choice of cabinet size and model allows you to try out various combinations, while at the same time using wall space to the fullest.


Find out more about accessories on the next page and in the price list.

OPTIONS

35 CM



50 CM



Accessories

Keep everything tidy and add atmosphere with functional accessories

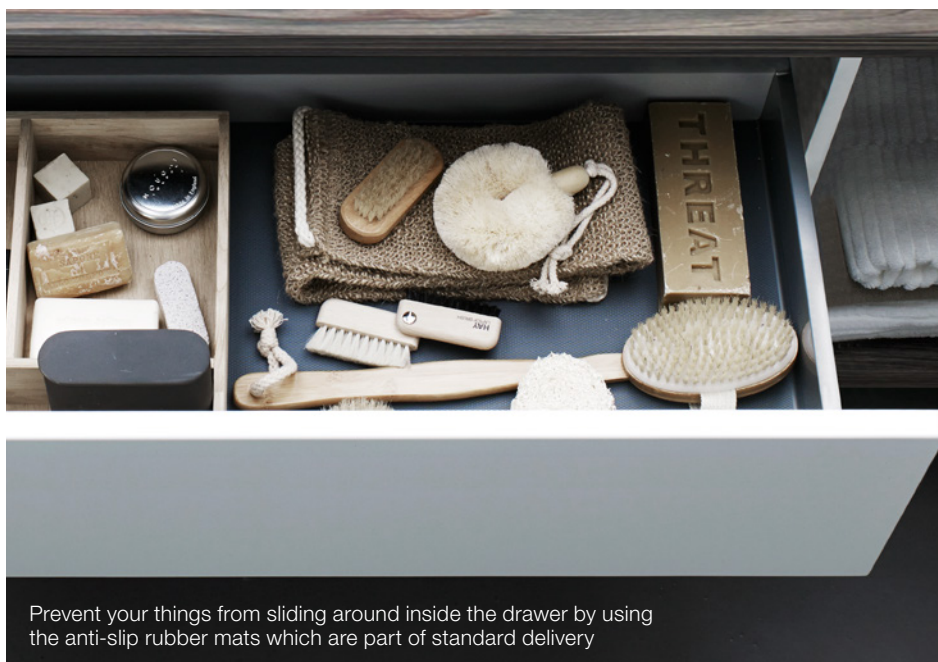
Make sure that your cabinets and drawers are always tidy by using enjoyable accessories that increase your user experience and makes it easy for you to keep the bathroom nice and clean.



Keep things tidy and utilise the space in your drawer by using practical wooden trays



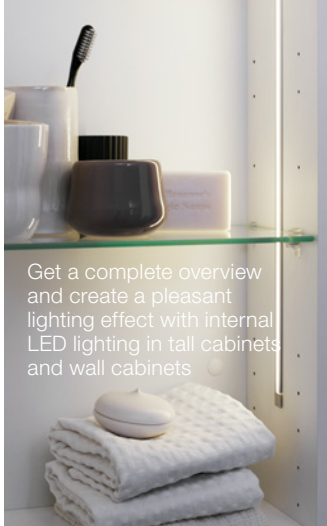
Get really close with an elegant and functional make-up mirror with lighting



Prevent your things from sliding around inside the drawer by using the anti-slip rubber mats which are part of standard delivery



Get the laundry off the floor by using this practical laundry basket and keep things in order with useful wooden trays in tall units.




Get a complete overview and create a pleasant lighting effect with internal LED lighting in tall cabinets and wall cabinets




Avoid mess - also in the tall drawers



Create a cosy atmosphere by using an LED light profile between basin and vanity unit



Create a cosy and evocative feel in your bathroom by adding bits and bobs on the floating shelves



Enjoy warm and dry towels with this electrical heated towel rail



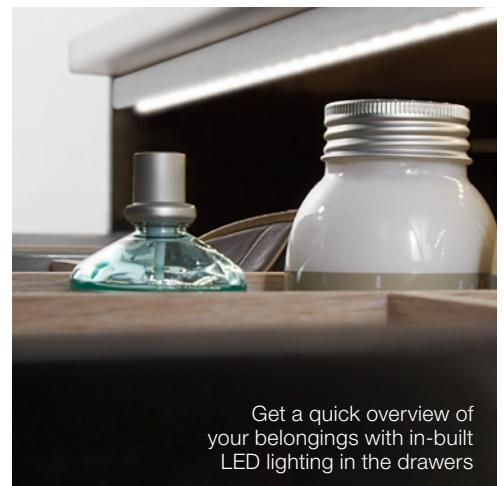
Keep everything tidy by using wooden trays with metal organiser for brushes and makeup



Enjoy a dimmed LED light underneath the vanity unit when using the bathroom at night



Hang your towels and clothes on an elegant towel rack which you can move around according to your needs



Get a quick overview of your belongings with in-built LED lighting in the drawers

Nice and warm towels for small and large bathrooms

There's nothing as wonderful as warm and dry towels right after a shower or bath. Use our electric heated towel rails to make sure that your towels are always ready for use and don't become wet and dull, as often happens in a busy bathroom. Choose between three models in different designs.



90 cm - Viti, chrome
Viti towel rail 733 - Art. no. 8109001



120 cm - Kvika, black

Kvika towel rail 685,- Art. no. 8112022

Increase your well-being and comfort with a heated towel rail

- Warm and dry towels always to hand in the bathroom
- Avoid extra moisture from wet towels
- Your towel rail is easy to install and is simply connected to a wall socket
- The rails consume only a small, sustainable amount of energy
- Control your power consumption through an easy-to-use on/off function
- Timer function, can be set at 1–12 hours
- IP44 approved for wet rooms – may be positioned within 60 cm of the shower/bathtub
- Optional hidden wiring (1,2-1,5 m) which must be installed by an authorised electrician
- 5 year warranty



Viti

Functional model featuring a modern design that's a good height to ensure plenty of space for all the family's towels. Available in chrome and black.



Kvika

Tall and minimalistic model featuring six hooks at two different heights for both small and large towels. Available in chrome and black.

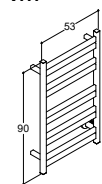




Hydra

A tall model that doesn't take up much wall space, featuring four hooks placed at two different heights and light indicator. Available in chrome and black.

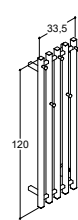
TOWEL RAILS AND RACKS



VITI



Height	Colour/Material	Electrical specification	Art. no.	Price €
90 cm	 Chrome, stainless steel	220-240V, 50Hz, 90W	8109001	733,-
	 Black, powder-coated steel	220-240V, 50Hz, 97W	8109002	733,-



KVIKA



Height	Colour/Material	Electrical specification	Art. no.	Price €
120 cm	 Chrome, stainless steel	220-240V, 50Hz, 90W	8112021	685,-
	 Black, powder-coated steel	220-240V, 50Hz, 97W	8112022	685,-

HYDRA



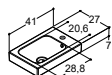
Height	Colour/Material	Electrical specification	Art. no.	Price €
140 cm	 Chrome, stainless steel	220-240V, 50Hz, 17W	8114021	427,-
	 Black, powder-coated steel	220-240V, 50Hz, 22W	8114022	427,-



120 cm - Hydra, black
Hydra towel rack 427, - Art. no. 8114022

BASIN FOR VANITY UNITS - DEPTH 26 CM

MICRO MENUET



Colour/Material

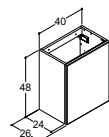
White gloss
With tap hole
Sanitary porcelain

40 cm

Art. no.	Price €
534404003	372,-
Tolerance -5/+4 mm	

VANITY UNITS WITH 1 DOOR - DEPTH 26 CM

VANITY UNITS - HEIGHT 48 CM



Colour

PRICE GROUP #1

White matt
White gloss
Grey matt
Nordic oak
Ash grey
Brown oak
White matt foil, integrated handle
Black matt, integrated handle

PRICE GROUP #2

White matt lacquer, integrated handle
Black rubber, integrated handle
Grey rubber, integrated handle

PRICE GROUP #3

Driftwood, integrated handle
Bespoke colour, integrated handle
*Start-up fee per bespoke colour
One-off surcharge per bespoke colour regardless number of products

40 cm

LEFT HAND HINGED

Art. no.	Price €
M01-1210	350,-
M01-1212	350,-
M01-1203	350,-
M01-1225	350,-
M01-1298	350,-
M01-1252	350,-
M01-2243	350,-
M01-2264	350,-
M01-2271	474,-
M01-2237	474,-
M01-2267	474,-
M01-2236	549,-
M01-2299	549,-
BI1	187,-

RIGHT HAND HINGED

Art. no.	Price €
M01-1110	350,-
M01-1112	350,-
M01-1103	350,-
M01-1125	350,-
M01-1198	350,-
M01-1152	350,-
M01-2143	350,-
M01-2164	350,-
M01-2171	474,-
M01-2137	474,-
M01-2167	474,-
M01-2136	549,-
M01-2199	549,-
BI1	187,-

OPTIONAL EXTRAS - FITTED/PAKED IN VANITY UNITS

LED downlight to floor (IP44)



Art. no.	Price €
UL40	316,-
Light source: LED 4,2W, 3150K, 332lm	

Art. no.	Price €
UL40	316,-
Light source: LED 4,2W, 3150K, 332lm	

For units with plain fronts

Push-open

PO30-40	0,-
---------	-----

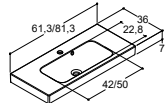
PO30-40	0,-
---------	-----

Pre drilled for handles, see page 134

Please find handles for units with plain fronts on page 122

BASINS FOR VANITY UNITS - DEPTH 35 CM

MINI MENUET



Colour/Material

White gloss
With tap hole
Sanitary porcelain

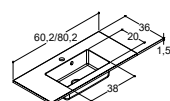
60 cm

Art. no.	Price €
534306003	537,-
Tolerance -5/+6 mm	

80 cm

Art. no.	Price €
534308003	632,-
Tolerance -5/+8 mm	

MINI MINORE



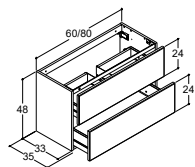
Colour/Material

White matt
With tap hole
Without tap hole
Solid surface

Art. no.	Price €
337206203	636,-
337206103	636,-
Tolerance -0/+3 mm	

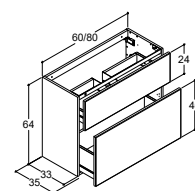
Art. no.	Price €
337208203	729,-
337208103	729,-
Tolerance -0/+3 mm	

VANITY UNITS WITH A CUT-OUT IN TOP DRAWER - HEIGHT 48 CM



Colour	Art. no.	Price €	Art. no.	Price €
PRICE GROUP #1				
White matt	M02-1010	898,-	M03-1010	1.016,-
White gloss	M02-1012	898,-	M03-1012	1.016,-
Grey matt	M02-1003	898,-	M03-1003	1.016,-
Nordic oak	M02-1025	898,-	M03-1025	1.016,-
Ash grey	M02-1098	898,-	M03-1098	1.016,-
Brown oak	M02-1052	898,-	M03-1052	1.016,-
White matt foil, integrated handle	M02-2043	898,-	M03-2043	1.016,-
Black matt, integrated handle	M02-2064	898,-	M03-2064	1.016,-
PRICE GROUP #2				
White matt lacquer, integrated handle	M02-2071	1.313,-	M03-2071	1.469,-
Black rubber, integrated handle	M02-2037	1.313,-	M03-2037	1.469,-
Grey rubber, integrated handle	M02-2067	1.313,-	M03-2067	1.469,-
PRICE GROUP #3				
Driftwood, integrated handle	M02-2036	1.562,-	M03-2036	1.654,-
Bespoke colour, integrated handle	M02-2099	1.562,-	M03-2099	1.654,-
*Start-up fee per bespoke colour	BI1	187,-	BI1	187,-
One-off surcharge per bespoke colour regardless number of products				

VANITY UNITS WITH A CUT-OUT IN TOP DRAWER - HEIGHT 64 CM



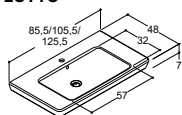
Colour	Art. no.	Price €	Art. no.	Price €
PRICE GROUP #1				
White matt	M05-1010	898,-	M06-1010	1.016,-
White gloss	M05-1012	898,-	M06-1012	1.016,-
Grey matt	M05-1003	898,-	M06-1003	1.016,-
Nordic oak	M05-1025	898,-	M06-1025	1.016,-
Ash grey	M05-1098	898,-	M06-1098	1.016,-
Brown oak	M05-1052	898,-	M06-1052	1.016,-
White matt foil, integrated handle	M05-2043	898,-	M06-2043	1.016,-
Black matt, integrated handle	M05-2064	898,-	M06-2064	1.016,-
PRICE GROUP #2				
White matt lacquer, integrated handle	M05-2071	1.313,-	M06-2071	1.469,-
Black rubber, integrated handle	M05-2037	1.313,-	M06-2037	1.469,-
Grey rubber, integrated handle	M05-2067	1.313,-	M06-2067	1.469,-
PRICE GROUP #3				
Driftwood, integrated handle	M05-2036	1.562,-	M06-2036	1.654,-
Bespoke colour, integrated handle	M05-2099	1.562,-	M06-2099	1.654,-
*Start-up fee per bespoke colour	BI1	187,-	BI1	187,-
One-off surcharge per bespoke colour regardless number of products				

OPTIONAL EXTRAS - FITTED/PACKED IN VANITY UNITS

LED light in drawers (IP44)		Art. no.	Price €	Art. no.	Price €
		LS2SK60	228,-	LS2SK80	252,-
		Light source: LED 2x1,9W, 3150K, 2x175lm		Light source: LED 2x2,5W, 3150K, 2x252lm	
LED downlight to floor (IP44)		UL60	316,-	UL80	316,-
		Light source: LED 5,1W, 3150K, 445lm		Light source: LED 6,2W, 3150K, 557lm	
Cut-out for waste fittings in bottom drawer		UDSK	0,-	UDSK	0,-
LED lighting profile between basin and vanity unit (IP21)		LR6035	175,-	LR8035	185,-
	Dimmable with touch control NB! Cannot be combined with Mini Minore	Light source: LED 8,1W, 3150K, 806lm		Light source: LED 9,2W, 3150K, 856lm	
Drawer dividers for top drawer. Designed for a fitted look		SI6035	85,-		
				SI8035	162,-
For units with plain fronts					
Push-open		PO2SK	187,-	PO2SK	187,-
Predrilled for handles, see page 134					
Please find handles for units with plain fronts on page 122					

LOTTO BASIN FOR VANITY UNITS - DEPTH 44 CM

LOTTO



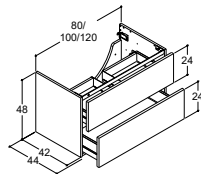
Colour/Material

- White gloss
- With tap hole
- Sanitary porcelain

80 cm		100 cm		120 cm	
Art. no.	Price €	Art. no.	Price €	Art. no.	Price €
537808103	466,-	537810103	629,-	537812103	793,-
Tolerance -5/+5 mm		Tolerance -5/+5 mm		Tolerance -5/+5 mm	

VANITY UNITS WITH 2 DRAWERS - DEPTH 44 CM

VANITY UNITS WITH A CUT-OUT IN TOP DRAWER - HEIGHT 48 CM



Colour

PRICE GROUP #1

- White matt
- White gloss
- Grey matt
- Nordic oak
- Ash grey
- Brown oak
- White matt foil, integrated handle
- Black matt, integrated handle

PRICE GROUP #2

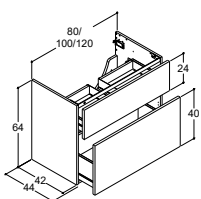
- White matt lacquer, integrated handle
- Black rubber, integrated handle
- Grey rubber, integrated handle

PRICE GROUP #3

- Driftwood, integrated handle
- Bespoke colour, integrated handle
- *Start-up fee per bespoke colour
- One-off surcharge per bespoke colour regardless number of products

Art. no.	Price €	Art. no.	Price €	Art. no.	Price €
M30-1010	1.047,-	M31-1010	1.164,-	M32-1010	1.341,-
M30-1012	1.047,-	M31-1012	1.164,-	M32-1012	1.341,-
M30-1003	1.047,-	M31-1003	1.164,-	M32-1003	1.341,-
M30-1025	1.047,-	M31-1025	1.164,-	M32-1025	1.341,-
M30-1098	1.047,-	M31-1098	1.164,-	M32-1098	1.341,-
M30-1052	1.047,-	M31-1052	1.164,-	M32-1052	1.341,-
M30-2043	1.047,-	M31-2043	1.164,-	M32-2043	1.341,-
M30-2064	1.047,-	M31-2064	1.164,-	M32-2064	1.341,-
M30-2071	1.528,-	M31-2071	1.698,-	M32-2071	1.906,-
M30-2037	1.528,-	M31-2037	1.698,-	M32-2037	1.906,-
M30-2067	1.528,-	M31-2067	1.698,-	M32-2067	1.906,-
M30-2036	1.816,-	M31-2036	2.016,-	M32-2036	2.264,-
M30-2099	1.816,-	M31-2099	2.016,-	M32-2099	2.264,-
BI1	187,-	BI1	187,-	BI1	187,-

VANITY UNITS WITH A CUT-OUT IN TOP DRAWER - HEIGHT 64 CM



Colour

PRICE GROUP #1

- White matt
- White gloss
- Grey matt
- Nordic oak
- Ash grey
- Brown oak
- White matt foil, integrated handle
- Black matt, integrated handle

PRICE GROUP #2

- White matt lacquer, integrated handle
- Black rubber, integrated handle
- Grey rubber, integrated handle

PRICE GROUP #3

- Driftwood, integrated handle
- Bespoke colour, integrated handle
- *Start-up fee per bespoke colour
- One-off surcharge per bespoke colour regardless number of products

Art. no.	Price €	Art. no.	Price €	Art. no.	Price €
M33-1010	1.047,-	M34-1010	1.164,-	M35-1010	1.341,-
M33-1012	1.047,-	M34-1012	1.164,-	M35-1012	1.341,-
M33-1003	1.047,-	M34-1003	1.164,-	M35-1003	1.341,-
M33-1025	1.047,-	M34-1025	1.164,-	M35-1025	1.341,-
M33-1098	1.047,-	M34-1098	1.164,-	M35-1098	1.341,-
M33-1052	1.047,-	M34-1052	1.164,-	M35-1052	1.341,-
M33-2043	1.047,-	M34-2043	1.164,-	M35-2043	1.341,-
M33-2064	1.047,-	M34-2064	1.164,-	M35-2064	1.341,-
M33-2071	1.528,-	M34-2071	1.698,-	M35-2071	1.906,-
M33-2037	1.528,-	M34-2037	1.698,-	M35-2037	1.906,-
M33-2067	1.528,-	M34-2067	1.698,-	M35-2067	1.906,-
M33-2036	1.816,-	M34-2036	2.016,-	M35-2036	2.264,-
M33-2099	1.816,-	M34-2099	2.016,-	M35-2099	2.264,-
BI1	187,-	BI1	187,-	BI1	187,-

OPTIONAL EXTRAS - FITTED/PACKED IN VANITY UNITS

LED light in drawers (IP44)



Art. no.	Price €
LS2SK80	252,-
Light source: LED 2x2,5W, 3150K, 2x252lm	

Art. no.	Price €
LS2SK100	275,-
Light source: LED 2x3,2W, 3150K, 2x326lm	

Art. no.	Price €
LS2SK120	297,-
Light source: LED 2x4,1W, 3150K, 2x416lm	

LED downlight to floor (IP44)

Art. no.	Price €
UL80	316,-
Light source: LED 6,2W, 3150K, 557lm	

Art. no.	Price €
UL100	316,-
Light source: LED 6,2W, 3150K, 557lm	

Art. no.	Price €
UL120	316,-
Light source: LED 8,2W, 3150K, 757	



LED lighting profile between basin and vanity unit (IP21)

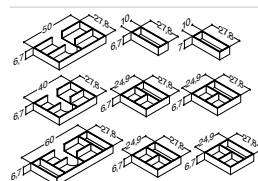


Dimmable with touch control

Art. no.	Price €
LR8044	196,-
Light source: LED 10,5W, 3150K, 1091lm	

Art. no.	Price €
LR10044	225,-
Light source: LED 12,5W, 3150K, 1223lm	

Art. no.	Price €
LR12044	237,-
Light source: LED 13,6W, 3150K, 1280lm	



Drawer dividers for top drawer. Designed for a fitted look.

Art. no.	Price €
SI8044	162,-

Art. no.	Price €
SI10044	188,-

Art. no.	Price €
SI12044	216,-



Moveable wooden tray for bottom drawer

Art. no.	Price €
SIB44	104,-

Art. no.	Price €
SIB44	104,-

Art. no.	Price €
SIB44	104,-

For units with plain fronts

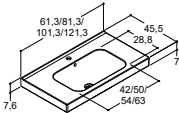
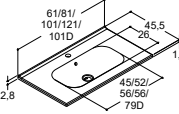
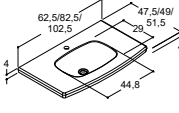
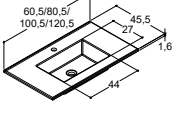
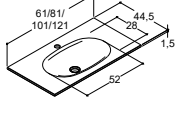
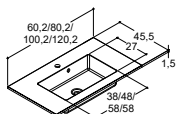
Push-open

Art. no.	Price €
PO2SK	187,-

Art. no.	Price €
PO2SK	187,-

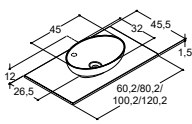
Art. no.	Price €
PO2SK	187,-

Pre-drilled for handles, see page 134. Please find handles for units with plain fronts on page 122

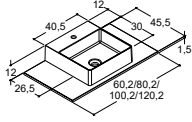
		60 cm	80 cm	100 cm	120 cm	
MENUET 	Colour/Material	Art. no.	Price €	Art. no.	Price €	
	White gloss					
	With tap hole	534806003	636,-	534808003	729,-	
	Sanitary porcelain	Tolerance -5/+6 mm	Tolerance -5/+8 mm	534110103	823,-	
				Tolerance -5/+10 mm	534212103	895,-
					Tolerance -5/+12 mm	
KANTATE 	Colour/Material	Art. no.	Price €	Art. no.	Price €	
	White gloss					
	With 1 tap hole	531906003	636,-	531908003	729,-	
	With 2 tap holes, wider bowl area	-	-	531910003	823,-	
				531911003	987,-	
	Without tap hole	531906103	636,-	531908103	729,-	
	Without tap hole wider bowl area	-	-	531910103	823,-	
			531911103	987,-		
	Sanitary porcelain	Tolerance -5/+6 mm	Tolerance -5/+8 mm	Tolerance -5/+10 mm	531912103	895,-
					Tolerance -5/+12 mm	
ARC 	Colour/Material	Art. no.	Price €	Art. no.	Price €	
	White gloss					
	With tap hole	531506003	636,-	531508003	729,-	
	Sanitary porcelain	Tolerance -5/+6 mm	Tolerance -5/+8 mm	531510003	823,-	
				Tolerance -5/+10 mm	-	-
Without overflow. NB! See product information page 130. Can be installed with concealed overflow kit. See page 127						
EDGE 	Colour/Material	Art. no.	Price €	Art. no.	Price €	
	White gloss					
	With tap hole	531406003	636,-	531408003	729,-	
	Sanitary porcelain	Tolerance -5/+6 mm	Tolerance -5/+8 mm	531410003	823,-	
				Tolerance -5/+10 mm	531412003	895,-
					Tolerance -5/+12 mm	
Without overflow NB! See product information page 130. Can be installed with concealed overflow kit. See page 127						
LARGO 	Colour/Material	Art. no.	Price €	Art. no.	Price €	
	Grey matt					
	With tap hole	530440307	636,-	530440407	729,-	
	Glass	Tolerance -3/+3 mm	Tolerance -3/+3 mm	530440507	823,-	
				Tolerance -3/+3 mm	530440607	895,-
					Tolerance -3/+3 mm	
Without overflow. NB! See product information page 130. Can be installed with concealed overflow kit. See page 127						
MINORE 	Colour/Material	Art. no.	Price €	Art. no.	Price €	
	White matt					
	With tap hole	337106003	718,-	337108003	861,-	
	Without tap hole	337106103	718,-	337108103	861,-	
	Solid surface	Tolerance -0/+3 mm	Tolerance -0/+3 mm	337110003	985,-	
				337110103	985,-	
				Tolerance -0/+3 mm	337112003	1.107,-
					337112103	1.107,-
					Tolerance -0/+3 mm	

Continued on next page

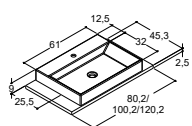
BASINS FOR VANITY UNITS - DEPTH 44 CM

		60 cm		80 cm		100 cm		120 cm		80-275 cm*	
SONATE		Art. no.	Price €	Art. no.	Price €	Art. no.	Price €	Art. no.	Price €	Art. no.	Price €
	Colour/Material										
	White matt										
	With tap hole	BS01-043	1.090,-	BS02-043	1.186,-	BS03-043	1.268,-	BS04-043	1.349,-	-	-
	Without tap hole	BS01-143	1.090,-	BS02-143	1.186,-	BS03-143	1.268,-	BS04-143	1.349,-	-	-
	Solid surface	Tolerance -0/+3 mm		Tolerance -0/+3 mm		Tolerance -0/+3 mm		Tolerance -0/+3 mm			

Without overflow. NB! See product information page 130.

		Art. no.	Price €	Art. no.	Price €	Art. no.	Price €	Art. no.	Price €	Art. no.	Price €
MARCATO											
	Colour/Material										
	White matt										
	With tap hole	BM01-043	1.090,-	BM02-043	1.186,-	BM03-043	1.268,-	BM04-043	1.349,-	-	-
	Without tap hole	BM01-143	1.090,-	BM02-143	1.186,-	BM03-143	1.268,-	BM04-143	1.349,-	-	-
	Solid surface	Tolerance -0/+3 mm		Tolerance -0/+3 mm		Tolerance -0/+3 mm		Tolerance -0/+3 mm			

Without overflow. NB! See product information page 130.

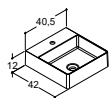
		Art. no.	Price €	Art. no.	Price €	Art. no.	Price €	Art. no.	Price €	Art. no.	Price €
CANTO											
	Colour/Material										
	White matt/white gloss										
	With tap hole	-	-	BC01-010	925,-	BC02-010	957,-	BC03-010	977,-	Please enquire for price*	
	Without tap hole	-	-	BC01-110	925,-	BC02-110	957,-	BC03-110	977,-	Please enquire for price*	
	Grey matt/white gloss										
	With tap hole	-	-	BC01-003	925,-	BC02-003	957,-	BC03-003	977,-	Please enquire for price*	
	Without tap hole	-	-	BC01-103	925,-	BC02-103	957,-	BC03-103	977,-	Please enquire for price*	
	Nordic oak/white gloss										
	With tap hole	-	-	BC01-025	925,-	BC02-025	957,-	BC03-025	977,-	Please enquire for price*	
	Without tap hole	-	-	BC01-125	925,-	BC02-125	957,-	BC03-125	977,-	Please enquire for price*	
	Ash grey/white gloss										
	With tap hole	-	-	BC01-098	925,-	BC02-098	957,-	BC03-098	977,-	Please enquire for price*	
	Without tap hole	-	-	BC01-198	925,-	BC02-198	957,-	BC03-198	977,-	Please enquire for price*	
	Brown oak/white gloss										
	With tap hole	-	-	BC01-052	925,-	BC02-052	957,-	BC03-052	977,-	Please enquire for price*	
	Without tap hole	-	-	BC01-152	925,-	BC02-152	957,-	BC03-152	977,-	Please enquire for price*	
	Black matt/white gloss										
	With tap hole	-	-	BC01-064	1.031,-	BC02-064	1.079,-	BC03-064	1.112,-	Please enquire for price*	
	Without tap hole	-	-	BC01-164	1.031,-	BC02-164	1.079,-	BC03-164	1.112,-	Please enquire for price*	
	Wood/Sanitary porcelain										

Without overflow. NB! See product information page 130. Can be installed with concealed overflow kit. See page 127

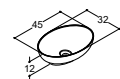
*Can be made in bespoke sizes. Please send drawing with exact dimensions for pricing.

SIT-ON BASINS

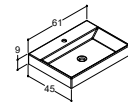
TO BE USED WITH WORKTOPS

		40 cm		45 cm		60 cm	
MARCATO		Art. no.	Price €	Art. no.	Price €	Art. no.	Price €
	Colour/Material						
	White matt						
	With tap hole	532200003	612,-	-	-	-	-
	Without tap hole	532200103	612,-	-	-	-	-
	Solid surface	Tolerance -3/+3 mm					

Without overflow. NB! See product information page 130.

		Art. no.	Price €	Art. no.	Price €	Art. no.	Price €
SONATE							
	Colour/Material						
	White matt						
	Without tap hole	-	-	532100003	612,-	-	-
	Solid surface	Tolerance -3/+3 mm					

Without overflow hole. NB! See product information page 130.

		Art. no.	Price €	Art. no.	Price €	Art. no.	Price €
CANTO							
	Colour/Material						
	White gloss						
	With tap hole	-	-	-	-	530506103	718,-
	Without tap hole	-	-	-	-	530506003	718,-
	Sanitary porcelain					Tolerance -5/+6 mm	

Without overflow.

NB! See product information page 130. Can be installed with concealed overflow kit. See page 127

VANITY UNITS WITH A CUT-OUT IN TOP DRAWER - HEIGHT 48 CM

Colour	Art. no.	Price €	Art. no.	Price €	Art. no.	Price €	Art. no.	Price €
PRICE GROUP #1								
White matt	M08-1010	926,-	M09-1010	1.047,-	M10-1010	1.164,-	M11-1010	1.341,-
White gloss	M08-1012	926,-	M09-1012	1.047,-	M10-1012	1.164,-	M11-1012	1.341,-
Grey matt	M08-1003	926,-	M09-1003	1.047,-	M10-1003	1.164,-	M11-1003	1.341,-
Nordic oak	M08-1025	926,-	M09-1025	1.047,-	M10-1025	1.164,-	M11-1025	1.341,-
Ash grey	M08-1098	926,-	M09-1098	1.047,-	M10-1098	1.164,-	M11-1098	1.341,-
Brown oak	M08-1052	926,-	M09-1052	1.047,-	M10-1052	1.164,-	M11-1052	1.341,-
White matt foil, integrated handle	M08-2043	926,-	M09-2043	1.047,-	M10-2043	1.164,-	M11-2043	1.341,-
Black matt, integrated handle	M08-2064	926,-	M09-2064	1.047,-	M10-2064	1.164,-	M11-2064	1.341,-
PRICE GROUP #2								
White matt lacquer, integrated handle	M08-2071	1.390,-	M09-2071	1.528,-	M10-2071	1.698,-	M11-2071	1.906,-
Black rubber, integrated handle	M08-2037	1.390,-	M09-2037	1.528,-	M10-2037	1.698,-	M11-2037	1.906,-
Grey rubber, integrated handle	M08-2067	1.390,-	M09-2067	1.528,-	M10-2067	1.698,-	M11-2067	1.906,-
PRICE GROUP #3								
Driftwood, integrated handle	M08-2036	1.655,-	M09-2036	1.816,-	M10-2036	2.016,-	M11-2036	2.264,-
Bespoke colour, integrated handle *Start-up fee per bespoke colour	M08-2099 BI1	1.655,- 187,-	M09-2099 BI1	1.816,- 187,-	M10-2099 BI1	2.016,- 187,-	M11-2099 BI1	2.264,- 187,-
One-off surcharge per bespoke colour regardless number of products								

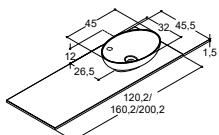
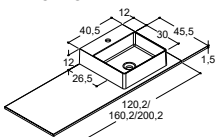
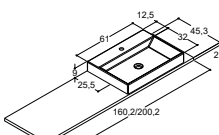
VANITY UNITS WITH A CUT-OUT IN TOP DRAWER - HEIGHT 64 CM

Colour	Art. no.	Price €	Art. no.	Price €	Art. no.	Price €	Art. no.	Price €
PRICE GROUP #1								
White matt	M13-1010	926,-	M14-1010	1.047,-	M15-1010	1.164,-	M16-1010	1.341,-
White gloss	M13-1012	926,-	M14-1012	1.047,-	M15-1012	1.164,-	M16-1012	1.341,-
Grey matt	M13-1003	926,-	M14-1003	1.047,-	M15-1003	1.164,-	M16-1003	1.341,-
Nordic oak	M13-1025	926,-	M14-1025	1.047,-	M15-1025	1.164,-	M16-1025	1.341,-
Ash grey	M13-1098	926,-	M14-1098	1.047,-	M15-1098	1.164,-	M16-1098	1.341,-
Brown oak	M13-1052	926,-	M14-1052	1.047,-	M15-1052	1.164,-	M16-1052	1.341,-
White matt foil, integrated handle	M13-2043	926,-	M14-2043	1.047,-	M15-2043	1.164,-	M16-2043	1.341,-
Black matt, integrated handle	M13-2064	926,-	M14-2064	1.047,-	M15-2064	1.164,-	M16-2064	1.341,-
PRICE GROUP #2								
White matt lacquer, integrated handle	M13-2071	1.390,-	M14-2071	1.528,-	M15-2071	1.698,-	M16-2071	1.906,-
Black rubber, integrated handle	M13-2037	1.390,-	M14-2037	1.528,-	M15-2037	1.698,-	M16-2037	1.906,-
Grey rubber, integrated handle	M13-2067	1.390,-	M14-2067	1.528,-	M15-2067	1.698,-	M16-2067	1.906,-
PRICE GROUP #3								
Driftwood, integrated handle	M13-2036	1.655,-	M14-2036	1.816,-	M15-2036	2.016,-	M16-2036	2.264,-
Bespoke colour, integrated handle	M13-2099	1.655,-	M14-2099	1.816,-	M15-2099	2.016,-	M16-2099	2.264,-
*Start-up fee per bespoke colour	BI1	187,-	BI1	187,-	BI1	187,-	BI1	187,-
One-off surcharge per bespoke colour regardless number of products								

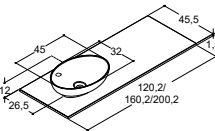
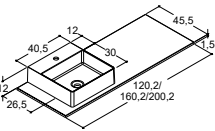
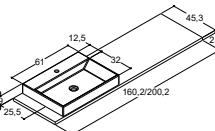
OPTIONAL EXTRAS - FITTED/PACKED IN VANITY UNITS

LED light in drawers (IP44)	LS2SK60	228,-	LS2SK80	252,-	LS2SK100	275,-	LS2SK120	297,-
	Light source: LED 2x1,9W, 3150K, 2x175lm		Light source: LED 2x2,5W, 3150K, 2x252lm		Light source: LED 2x3,2W, 3150K, 2x326lm		Light source: LED 2x4,1W, 3150K, 2x416lm	
LED downlight to floor (IP44)	UL60	316,-	UL80	316,-	UL100	316,-	UL120	316,-
	Light source: LED 5,1W, 3150K, 445lm		Light source: LED 6,2W, 3150K, 557lm		Light source: LED 6,2W, 3150K, 557lm		Light source: LED 8,2W, 3150K, 757	
LED lighting profile between basin and vanity unit (IP21)	LR6044	185,-	LR8044	196,-	LR10044	225,-	LR12044	237,-
	Light source: LED 9,4W, 3150K, 1041lm		Light source: LED 10,5W, 3150K, 1091lm		Light source: LED 12,5W, 3150K, 1223lm		Light source: LED 13,6W, 3150K, 1280lm	
Drawer dividers for top drawer. Designed for a fitted look.	SI6044	85,-	SI8044	162,-	SI10044	188,-	SI12044	216,-
Moveable wooden tray for bottom drawer	SIB44	104,-	SIB44	104,-	SIB44	104,-	SIB44	104,-
For units with plain fronts								
Push-open	PO2SK	187,-	PO2SK	187,-	PO2SK	187,-	PO2SK	187,-
Predrilled for handles, see page 134								
Please find handles for units with plain fronts on page 122								

RIGHT-HANDED BASINS FOR VANITY UNITS - DEPTH 44 CM

		120 cm	160 cm	200 cm	120-275 cm*				
SONATE 	Colour/Material	Art. no.	Price €	Art. no.	Price €	Art. no.	Price €	Art. no.	Price €
	White matt								
	With tap hole	BS05-043	1.349,-	BS08-043	1.514,-	BS11-043	1.678,-	-	-
	Without tap hole	BS05-143	1.349,-	BS08-143	1.514,-	BS11-143	1.678,-	-	-
	Solid surface	Tolerance -0/+3 mm		Tolerance -0/+3 mm		Tolerance -0/+3 mm			
Without overflow. NB! See product information page 130.									
MARCATO 	Colour/Material	Art. no.	Price €	Art. no.	Price €	Art. no.	Price €	Art. no.	Price €
	White matt								
	With tap hole	BM05-043	1.349,-	BM08-043	1.514,-	BM11-043	1.678,-	-	-
	Without tap hole	BM05-143	1.349,-	BM08-143	1.514,-	BM11-143	1.678,-	-	-
	Solid surface	Tolerance -0/+3 mm		Tolerance -0/+3 mm		Tolerance -0/+3 mm			
Without overflow. NB! See product information page 130.									
CANTO 	Colour/Material	Art. no.	Price €	Art. no.	Price €	Art. no.	Price €	Art. no.	Price €
	White matt/white gloss								
	With tap hole	-	-	BC04-010	1.120,-	BC07-010	1.191,-	Please enquire for price*	
	Without tap hole	-	-	BC04-110	1.120,-	BC07-110	1.191,-	Please enquire for price*	
	Grey matt/white gloss								
	With tap hole	-	-	BC04-003	1.120,-	BC07-003	1.191,-	Please enquire for price*	
	Without tap hole	-	-	BC04-103	1.120,-	BC07-103	1.191,-	Please enquire for price*	
	Nordic oak/white gloss								
	With tap hole	-	-	BC04-025	1.120,-	BC07-025	1.191,-	Please enquire for price*	
	Without tap hole	-	-	BC04-125	1.120,-	BC07-125	1.191,-	Please enquire for price*	
	Ash grey/white gloss								
	With tap hole	-	-	BC04-098	1.120,-	BC07-098	1.191,-	Please enquire for price*	
	Without tap hole	-	-	BC04-198	1.120,-	BC07-198	1.191,-	Please enquire for price*	
	Brown oak/white gloss								
	With tap hole	-	-	BC04-052	1.120,-	BC07-052	1.191,-	Please enquire for price*	
	Without tap hole	-	-	BC04-152	1.120,-	BC07-152	1.191,-	Please enquire for price*	
	Black matt/white gloss								
	With tap hole	-	-	BC04-064	1.328,-	BC07-064	1.430,-	Please enquire for price*	
	Without tap hole	-	-	BC04-164	1.328,-	BC07-164	1.430,-	Please enquire for price*	
	Wood/Sanitary porcelain								
Without overflow. NB! See product information page 130. Can be installed with concealed overflow kit. See page 127									
*Can be made in bespoke sizes. Please send drawing with exact dimensions for pricing.									

LEFT-HANDED BASINS FOR VANITY UNITS - DEPTH 44 CM

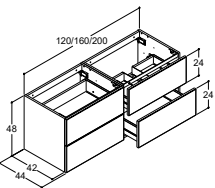













SONATE 	Colour/Material	Art. no.	Price €	Art. no.	Price €	Art. no.	Price €	Art. no.	Price €
	White matt								
	With tap hole	BS06-043	1.349,-	BS09-043	1.514,-	BS12-043	1.678,-	-	-
	Without tap hole	BS06-143	1.349,-	BS09-143	1.514,-	BS12-143	1.678,-	-	-
	Solid surface	Tolerance -0/+3 mm		Tolerance -0/+3 mm		Tolerance -0/+3 mm			
Without overflow NB! See product information page 130.									
MARCATO 	Colour/Material	Art. no.	Price €	Art. no.	Price €	Art. no.	Price €	Art. no.	Price €
	White matt								
	With tap hole	BM06-043	1.349,-	BM09-043	1.514,-	BM12-043	1.678,-	-	-
	Without tap hole	BM06-143	1.349,-	BM09-143	1.514,-	BM12-143	1.678,-	-	-
	Solid surface	Tolerance -0/+3 mm		Tolerance -0/+3 mm		Tolerance -0/+3 mm			
Without overflow. NB! See product information page 130.									
CANTO 	Colour/Material	Art. no.	Price €	Art. no.	Price €	Art. no.	Price €	Art. no.	Price €
	White matt/white gloss								
	With tap hole	-	-	BC05-010	1.120,-	BC08-010	1.191,-	Please enquire for price*	
	Without tap hole	-	-	BC05-110	1.120,-	BC08-110	1.191,-	Please enquire for price*	
	Grey matt/white gloss								
	With tap hole	-	-	BC05-003	1.120,-	BC08-003	1.191,-	Please enquire for price*	
	Without tap hole	-	-	BC05-103	1.120,-	BC08-103	1.191,-	Please enquire for price*	
	Nordic oak/white gloss								
	With tap hole	-	-	BC05-025	1.120,-	BC08-025	1.191,-	Please enquire for price*	
	Without tap hole	-	-	BC05-125	1.120,-	BC08-125	1.191,-	Please enquire for price*	
	Ash grey/white gloss								
	With tap hole	-	-	BC05-098	1.120,-	BC08-098	1.191,-	Please enquire for price*	
	Without tap hole	-	-	BC05-198	1.120,-	BC08-198	1.191,-	Please enquire for price*	
	Brown oak/white gloss								
	With tap hole	-	-	BC05-052	1.120,-	BC08-052	1.191,-	Please enquire for price*	
	Without tap hole	-	-	BC05-152	1.120,-	BC08-152	1.191,-	Please enquire for price*	
	Black matt/white gloss								
	With tap hole	-	-	BC05-064	1.328,-	BC08-064	1.430,-	Please enquire for price*	
	Without tap hole	-	-	BC05-164	1.328,-	BC08-164	1.430,-	Please enquire for price*	
	Wood/Sanitary porcelain								
Without overflow. NB! See product information page 130. Can be installed with concealed overflow kit. See page 127									
*Can be made in bespoke sizes. Please send drawing with exact dimensions for pricing.									

104

VANITY UNITS AND CABINETS WITH 4 DRAWERS - DEPTH 44 CM

NB! PLEASE ORDER 2 ART. NO.

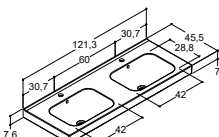
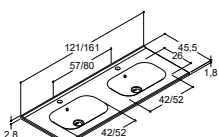
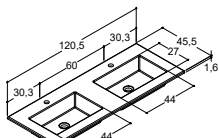
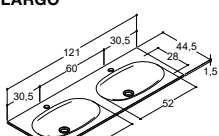
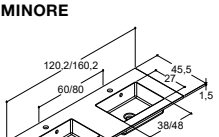
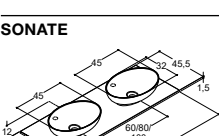
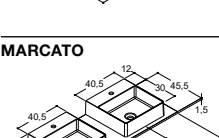
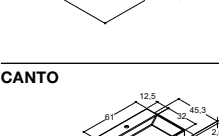
PRICE LIST / DANSANI LUNA

		120 cm		160 cm		200 cm	
VANITY UNIT WITH CUT-OUT IN TOP DRAWER AND BASE CABINET (NO CUT-OUT) - HEIGHT 48 CM							
	Colour	Art. no.	Price €	Art. no.	Price €	Art. no.	Price €
	PRICE GROUP #1						
	 White matt	+ M08-1010	926,-	+ M09-1010	1.047,-	+ M10-1010	1.164,-
		M19-1010	926,-	M20-1010	1.047,-	M21-1010	1.164,-
	 White gloss	+ M08-1012	926,-	+ M09-1012	1.047,-	+ M10-1012	1.164,-
		M19-1012	926,-	M20-1012	1.047,-	M21-1012	1.164,-
	 Grey matt	+ M08-1003	926,-	+ M09-1003	1.047,-	+ M10-1003	1.164,-
		M19-1003	926,-	M20-1003	1.047,-	M21-1003	1.164,-
	 Nordic oak	+ M08-1025	926,-	+ M09-1025	1.047,-	+ M10-1025	1.164,-
		M19-1025	926,-	M20-1025	1.047,-	M21-1025	1.164,-
 Ash grey	+ M08-1098	926,-	+ M09-1098	1.047,-	+ M10-1098	1.164,-	
	M19-1098	926,-	M20-1098	1.047,-	M21-1098	1.164,-	
 Brown oak	+ M08-1052	926,-	+ M09-1052	1.047,-	+ M10-1052	1.164,-	
	M19-1052	926,-	M20-1052	1.047,-	M21-1052	1.164,-	
 White matt foil, integrated handle	+ M08-2043	926,-	+ M09-2043	1.047,-	+ M10-2043	1.164,-	
	M19-2043	926,-	M20-2043	1.047,-	M21-2043	1.164,-	
 Black matt, integrated handle	+ M08-2064	926,-	+ M09-2064	1.047,-	+ M10-2064	1.164,-	
	M19-2064	926,-	M20-2064	1.047,-	M21-2064	1.164,-	
PRICE GROUP #2							
 White matt lacquer, integrated handle	+ M08-2071	1.390,-	+ M09-2071	1.528,-	+ M10-2071	1.698,-	
	M19-2071	1.390,-	M20-2071	1.528,-	M21-2071	1.698,-	
 Black rubber, integrated handle	+ M08-2037	1.390,-	+ M09-2037	1.528,-	+ M10-2037	1.698,-	
	M19-2037	1.390,-	M20-2037	1.528,-	M21-2037	1.698,-	
 Grey rubber, integrated handle	+ M08-2067	1.390,-	+ M09-2067	1.528,-	+ M10-2067	1.698,-	
	M19-2067	1.390,-	M20-2067	1.528,-	M21-2067	1.698,-	
PRICE GROUP #3							
 Driftwood, integrated handle	+ M08-2036	1.655,-	+ M09-2036	1.816,-	+ M10-2036	2.016,-	
	M19-2036	1.655,-	M20-2036	1.816,-	M21-2036	2.016,-	
 Bespoke colour, integrated handle	+ M08-2099	1.655,-	+ M09-2099	1.816,-	+ M10-2099	2.016,-	
	M19-2099	1.655,-	M20-2099	1.816,-	M21-2099	2.016,-	
	BI1	187,-	BI1	187,-	BI1	187,-	
*Start-up fee per bespoke colour							
One-off surcharge per bespoke colour regardless number of products							

OPTIONAL EXTRAS - FITTED/PAKED IN VANITY UNITS

	Art. no.	Price €	Art. no.	Price €	Art. no.	Price €
LED light in drawers (IP44)	2 x LS2SK60 Light source: LED 2x1,9W, 3150K, 2x175lm	ea 228,-	2 x LS2SK80 Light source: LED 2x2,5W, 3150K, 2x252lm	ea 252,-	2 x LS2SK100 Light source: LED 2x3,2W, 3150K, 2x326lm	ea 275,-
LED downlight to floor (IP44)	1 x UL60 1 x ULUS60 Light source: LED 2x5,1W, 3150K, 2x445lm	ea 316,- ea 316,-	1 x UL80 1 x ULUS80 Light source: LED 2x6,2W, 3150K, 2x557lm	ea 316,- ea 316,-	1 x UL100 1 x ULUS100 Light source: LED 2x6,2W, 3150K, 2x557lm	ea 316,- ea 316,-
Drawer dividers for top drawer. Designed for a fitted look. For vanity units only.	SI6044	85,-	SI8044	162,-	SI10044	188,-
For units with plain fronts						
Push-open	2 x PO2SK	ea 187,-	2 x PO2SK	ea 187,-	2 x PO2SK	ea 187,-
Predrilled for handles, see page 134 Please find handles for units with plain fronts on page 122						

DOUBLE BASINS FOR VANITY UNITS - DEPTH 44 CM














		120 cm	160 cm	200 cm	160-275 cm*				
MENUET 	Colour/Material	Art. no.	Price €	Art. no.	Price €	Art. no.	Price €	Art. no.	Price €
	White gloss								
	With tap hole	534812203	1.060,-	-	-	-	-	-	-
	Sanitary porcelain	Tolerance -5/+12 mm							
KANTATE 	Colour/Material	Art. no.	Price €	Art. no.	Price €	Art. no.	Price €	Art. no.	Price €
	White gloss								
	With tap hole	531922003	1.060,-	531926003	1.428,-	-	-	-	-
	Without tap hole	531922103	1.060,-	531926103	1.428,-	-	-	-	-
	Sanitary porcelain	Tolerance -5/+12 mm		Tolerance -5/+16 mm					
EDGE 	Colour/Material	Art. no.	Price €	Art. no.	Price €	Art. no.	Price €	Art. no.	Price €
	White gloss								
	With tap hole	531402003	1.060,-	-	-	-	-	-	-
	Sanitary porcelain	Tolerance -5/+12 mm							
Without overflow. NB! See product information page 130. Can be installed with concealed overflow kit. See page 127									
LARGO 	Colour/Material	Art. no.	Price €	Art. no.	Price €	Art. no.	Price €	Art. no.	Price €
	Grey matt								
	With tap hole	530441607	1.060,-	-	-	-	-	-	-
	Glass	Tolerance -3/+3 mm							
Without overflow. NB! See product information page 130. Can be installed with concealed overflow kit. See page 127									
MINORE 	Colour/Material	Art. no.	Price €	Art. no.	Price €	Art. no.	Price €	Art. no.	Price €
	White matt								
	With tap hole	337112203	1.306,-	337116203	1.566,-	-	-	-	-
	Without tap hole	337112303	1.306,-	337116303	1.566,-	-	-	-	-
	Solid surface	Tolerance -0/+3 mm		Tolerance -0/+3 mm					
SONATE 	Colour/Material	Art. no.	Price €	Art. no.	Price €	Art. no.	Price €	Art. no.	Price €
	White matt								
	With tap hole	BS07-043	1.960,-	BS10-043	2.125,-	BS13-043	2.288,-	-	-
	Without tap hole	BS07-143	1.960,-	BS10-143	2.125,-	BS13-143	2.288,-	-	-
	Solid surface	Tolerance -0/+3 mm		Tolerance -0/+3 mm		Tolerance -0/+3 mm			
Without overflow. NB! See product information page 130.									
MARCATO 	Colour/Material	Art. no.	Price €	Art. no.	Price €	Art. no.	Price €	Art. no.	Price €
	White matt								
	With tap hole	BM07-043	1.960,-	BM10-043	2.125,-	BM13-043	2.288,-	-	-
	Without tap hole	BM07-143	1.960,-	BM10-143	2.125,-	BM13-143	2.288,-	-	-
	Solid surface	Tolerance -0/+3 mm		Tolerance -0/+3 mm		Tolerance -0/+3 mm			
Without overflow. NB! See product information page 130.									
CANTO 	Colour/Material	Art. no.	Price €	Art. no.	Price €	Art. no.	Price €	Art. no.	Price €
	White matt/white gloss								
	With tap hole	-	-	BC06-010	1.861,-	BC09-010	1.932,-	Please enquire for price*	
	Without tap hole	-	-	BC06-110	1.861,-	BC09-110	1.932,-	Please enquire for price*	
	Grey matt/white gloss								
	With tap hole	-	-	BC06-003	1.861,-	BC09-003	1.932,-	Please enquire for price*	
	Without tap hole	-	-	BC06-103	1.861,-	BC09-103	1.932,-	Please enquire for price*	
	Nordic oak/white gloss								
	With tap hole	-	-	BC06-025	1.861,-	BC09-025	1.932,-	Please enquire for price*	
	Without tap hole	-	-	BC06-125	1.861,-	BC09-125	1.932,-	Please enquire for price*	
	Ash grey/white gloss								
	With tap hole	-	-	BC06-098	1.861,-	BC09-098	1.932,-	Please enquire for price*	
	Without tap hole	-	-	BC06-198	1.861,-	BC09-198	1.932,-	Please enquire for price*	
	Brown oak/white gloss								
	With tap hole	-	-	BC06-052	1.861,-	BC09-052	1.932,-	Please enquire for price*	
	Without tap hole	-	-	BC06-152	1.861,-	BC09-152	1.932,-	Please enquire for price*	
	Black matt/white gloss								
	With tap hole	-	-	BC06-064	2.077,-	BC09-064	2.185,-	Please enquire for price*	
	Without tap hole	-	-	BC06-164	2.077,-	BC09-164	2.185,-	Please enquire for price*	
	Wood/Sanitary porcelain								
Without overflow. NB! See product information page 130. Can be installed with concealed overflow kit. See page 127									

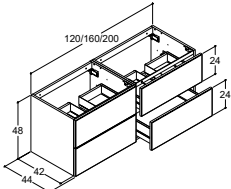
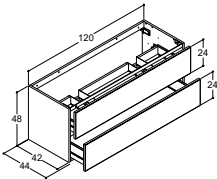
*Can be made in bespoke sizes. Please send drawing with exact dimensions for pricing.

VANITY UNITS FOR DOUBLE BASINS - DEPTH 44 CM

NB! ORDER 2 PCS. FOR 4 DRAWERS

PRICE LIST / DANSANI LUNA

			120 cm for 2 drawers		120 cm for 4 drawers		160 cm for 4 drawers		200 cm for 4 drawers	
VANITY UNITS WITH 2 CUT-OUTS IN TOP DRAWER/S - HEIGHT 48 CM										
Colour			Art. no.	Price €	Art. no.	Price €	Art. no.	Price €	Art. no.	Price €
PRICE GROUP #1										
	White matt		M12-1010	1.341,-	2 x M08-1010	ea 926,-	2 x M09-1010	ea 1.047,-	2 x M10-1010	ea 1.164,-
	White gloss		M12-1012	1.341,-	2 x M08-1012	ea 926,-	2 x M09-1012	ea 1.047,-	2 x M10-1012	ea 1.164,-
	Grey matt		M12-1003	1.341,-	2 x M08-1003	ea 926,-	2 x M09-1003	ea 1.047,-	2 x M10-1003	ea 1.164,-
	Nordic oak		M12-1025	1.341,-	2 x M08-1025	ea 926,-	2 x M09-1025	ea 1.047,-	2 x M10-1025	ea 1.164,-
	Ash grey		M12-1098	1.341,-	2 x M08-1098	ea 926,-	2 x M09-1098	ea 1.047,-	2 x M10-1098	ea 1.164,-
	Brown oak		M12-1052	1.341,-	2 x M08-1052	ea 926,-	2 x M09-1052	ea 1.047,-	2 x M10-1052	ea 1.164,-
	White matt foil, integrated handle		M12-2043	1.341,-	2 x M08-2043	ea 926,-	2 x M09-2043	ea 1.047,-	2 x M10-2043	ea 1.164,-
	Black matt, integrated handle		M12-2064	1.341,-	2 x M08-2064	ea 926,-	2 x M09-2064	ea 1.047,-	2 x M10-2064	ea 1.164,-
PRICE GROUP #2										
	White matt lacquer, int. handle*		M12-2071	1.906,-	2 x M08-2071	ea 1.390,-	2 x M09-2071	ea 1.528,-	2 x M10-2071	ea 1.698,-
	Black rubber, integrated handle		M12-2037	1.906,-	2 x M08-2037	ea 1.390,-	2 x M09-2037	ea 1.528,-	2 x M10-2037	ea 1.698,-
	Grey rubber, integrated handle		M12-2067	1.906,-	2 x M08-2067	ea 1.390,-	2 x M09-2067	ea 1.528,-	2 x M10-2067	ea 1.698,-
PRICE GROUP #3										
	Driftwood, integrated handle		M12-2036	2.264,-	2 x M08-2036	ea 1.655,-	2 x M09-2036	ea 1.816,-	2 x M10-2036	ea 2.016,-
	Bespoke colour, int. handle*		M12-2099	2.264,-	2 x M08-2099	ea 1.655,-	2 x M09-2099	ea 1.816,-	2 x M10-2099	ea 2.016,-
	*Start-up fee per bespoke colour		BI1	187,-	BI1	187,-	BI1	187,-	BI1	187,-
One-off surcharge per bespoke colour regardless number of products										



*Integrated handle

*Integrated handle

*Integrated handle

OPTIONAL EXTRAS - FITTED/PACKED IN VANITY UNITS

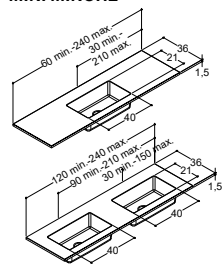
	Art. no.	Price €	Art. no.	Price €	Art. no.	Price €	Art. no.	Price €
LED light in drawers (IP44)	LS2SK120	297,-	2 × LS2SK60	ea 228,-	2 × LS2SK80	ea 252,-	2 × LS2SK100	ea 275,-
	Light source: LED 2×4, 1W, 3150K, 2×416lm		Light source: LED 2×1,9W, 3150K, 2×175lm		Light source: LED 2×2,5W, 3150K, 2×252lm		Light source: LED 2×3,2W, 3150K, 2×326lm	
LED downlight to floor (IP44)	UL120	316,-	2 × UL60	ea 316,-	2 × UL80	ea 316,-	2 × UL100	ea 316,-
	Light source: LED 8,2W, 3150K, 757		Light source: 2×LED 5,1W, 3150K, 2×445lm		Light source: LED 2×6,2W, 3150K, 2×557lm		Light source: LED 2×6,2W, 3150K, 2×557lm	
LED lighting profile between basin and vanity unit (IP21)	LR12044	237,-	-	-	-	-	-	-
	Dimmable with touch control NB! Cannot be combined with Minore, Sonate or Marcato							
Drawer dividers for top drawer. Designed for a fitted look.	SI12044D	169,-	2 × SI6044	ea 85,-	2 × SI8044	ea 162,-	2 × SI10044	ea 188,-
Moveable wooden tray for bottom drawer	SIB44	104,-	SIB44	104,-	SIB44	104,-	SIB44	104,-
For units with plain fronts								
Push-open	PO2SK	187,-	2 × PO2SK	ea 187,-	2 × PO2SK	ea 187,-	2 × PO2SK	ea 187,-

Pre drilled for handles, see page 134. Please find handles for units with plain fronts on page 122

*Start-up fee per decor - Net price 187,-. All prices are € RSP incl. VAT, excl. handles, mixer taps and other accessories. Subject to price changes.

MADE TO MEASURE BASINS FOR VANITY UNITS - DEPTH 35 CM

MINI MINORE

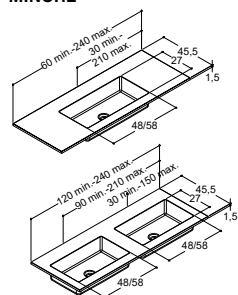


	60-79 cm		80-99 cm		100-119 cm	
Colour/Material	Art. no.	Price €	Art. no.	Price €	Art. no.	Price €
White matt, single	337706403	1.017,-	337708403	1.163,-	337710403	1.308,-
White matt, double	-	-	-	-	-	-
Solid surface	Tolerance +6/-0 mm		Tolerance +6/-0 mm		Tolerance +6/-0 mm	

Can be ordered with tap hole and with or without overflow
 Can be installed with concealed overflow kit or a waste with automatic opening from page 127.
 If infill panels are required - see page 115.

MADE TO MEASURE BASINS FOR VANITY UNITS - DEPTH 44 CM

MINORE



Colour/Material	Art. no.	Price €	Art. no.	Price €	Art. no.	Price €
White matt, single	337806403	1.070,-	337808403	1.223,-	337810403	1.376,-
White matt, double	-	-	-	-	-	-
Solid surface	Tolerance +6/-0 mm		Tolerance +6/-0 mm		Tolerance +6/-0 mm	

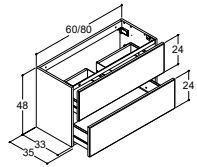
Can be ordered with tap hole and with or without overflow
 Can be installed with concealed overflow kit or a waste with automatic opening from page 127.
 If infill panels are required - see page 115.

120-139 cm		140-159 cm		160-179 cm		180-199 cm		200-219 cm		220-240 cm	
Art. no.	Price €	Art. no.	Price €	Art. no.	Price €	Art. no.	Price €	Art. no.	Price €	Art. no.	Price €
337712403	1.453,-	337714403	1.598,-	337716403	1.743,-	337718403	1.887,-	337720403	2.032,-	337722403	2.177,-
337712503	1.961,-	337714503	2.105,-	337716503	2.249,-	337718503	2.394,-	337720503	2.540,-	337722503	2.684,-
Tolerance +6/-0 mm		Tolerance +6/-0 mm		Tolerance +6/-0 mm		Tolerance +6/-0 mm		Tolerance +6/-0 mm		Tolerance +6/-0 mm	

Art. no.	Price €	Art. no.	Price €	Art. no.	Price €	Art. no.	Price €	Art. no.	Price €	Art. no.	Price €
337812403	1.529,-	337814403	1.681,-	337816403	1.833,-	337818403	1.986,-	337820403	2.138,-	337822403	2.291,-
337812503	2.063,-	337814503	2.216,-	337816503	2.367,-	337818503	2.519,-	337820503	2.672,-	337822503	2.825,-
Tolerance +6/-0 mm		Tolerance +6/-0 mm		Tolerance +6/-0 mm		Tolerance +6/-0 mm		Tolerance +6/-0 mm		Tolerance +6/-0 mm	

VANITY UNITS WITH 2 DRAWERS FOR MADE TO MEASURE BASINS - DEPTH 35 CM

VANITY UNITS WITH A CUT-OUT IN TOP DRAWER - HEIGHT 48 CM



Colour	
PRICE GROUP #1	
White matt	
White gloss	
Grey matt	
Nordic oak	
Ash grey	
Brown oak	
White matt foil, integrated handle	
Black matt, integrated handle	
PRICE GROUP #2	
White matt lacquer, integrated handle	
Black rubber, integrated handle	
Grey rubber, integrated handle	
PRICE GROUP #3	
Driftwood, integrated handle	
Bespoke colour, integrated handle	
*Start-up fee per bespoke colour	

One-off surcharge per bespoke colour regardless number of products

60 cm		80 cm	
Art. no.	Price €	Art. no.	Price €
M02-1010	898,-	M03-1010	1.016,-
M02-1012	898,-	M03-1012	1.016,-
M02-1003	898,-	M03-1003	1.016,-
M02-1025	898,-	M03-1025	1.016,-
M02-1098	898,-	M03-1098	1.016,-
M02-1052	898,-	M03-1052	1.016,-
M02-2043	898,-	M03-2043	1.016,-
M02-2064	898,-	M03-2064	1.016,-
PRICE GROUP #2		PRICE GROUP #2	
M02-2071	1.313,-	M03-2071	1.469,-
M02-2037	1.313,-	M03-2037	1.469,-
M02-2067	1.313,-	M03-2067	1.469,-
PRICE GROUP #3		PRICE GROUP #3	
M02-2036	1.562,-	M03-2036	1.654,-
M02-2099	1.562,-	M03-2099	1.654,-
BI1	187,-	BI1	187,-

OPTIONAL EXTRAS - FITTED/PAKED IN VANITY UNITS

LED light in drawers (IP44)

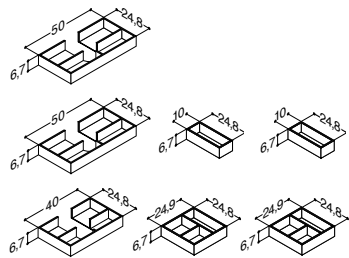


LED downlight to floor (IP44)



Cut-out for waste fittings in bottom drawer

Drawer dividers for top drawer. Designed for a fitted look



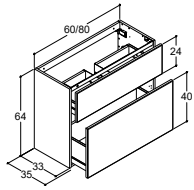
Art. no.	Price €	Art. no.	Price €
LS2SK60	228,-	LS2SK80	252,-
Light source: LED 2x1,9W, 3150K, 2x175lm		Light source: LED 2x2,5W, 3150K, 2x252lm	
UL60	316,-	UL80	316,-
Light source: LED 5,1W, 3150K, 445lm		Light source: LED 6,2W, 3150K, 557lm	
UDSK	0,-	UDSK	0,-
SI6035	85,-		
		SI8035	162,-
For units with plain fronts		For units with plain fronts	
PO2SK	187,-	PO2SK	187,-

Push-open

Predrilled for handles, see page 134

Please find handles for units with plain fronts on page 122

VANITY UNITS WITH A CUT-OUT IN TOP DRAWER - HEIGHT 64 CM



Colour	
PRICE GROUP #1	
White matt	
White gloss	
Grey matt	
Nordic oak	
Ash grey	
Brown oak	
White matt foil, integrated handle	
Black matt, integrated handle	
PRICE GROUP #2	
White matt lacquer, integrated handle	
Black rubber, integrated handle	
Grey rubber, integrated handle	
PRICE GROUP #3	
Driftwood, integrated handle	
Bespoke colour, integrated handle	
*Start-up fee per bespoke colour	
One-off surcharge per bespoke colour regardless number of products	

60 cm		80 cm	
Art. no.	Price €	Art. no.	Price €
M05-1010	898,-	M06-1010	1.016,-
M05-1012	898,-	M06-1012	1.016,-
M05-1003	898,-	M06-1003	1.016,-
M05-1025	898,-	M06-1025	1.016,-
M05-1098	898,-	M06-1098	1.016,-
M05-1052	898,-	M06-1052	1.016,-
M05-2043	898,-	M06-2043	1.016,-
M05-2064	898,-	M06-2064	1.016,-
PRICE GROUP #2		PRICE GROUP #2	
M05-2071	1.313,-	M06-2071	1.469,-
M05-2037	1.313,-	M06-2037	1.469,-
M05-2067	1.313,-	M06-2067	1.469,-
PRICE GROUP #3		PRICE GROUP #3	
M05-2036	1.562,-	M06-2036	1.654,-
M05-2099	1.562,-	M06-2099	1.654,-
BI1	187,-	BI1	187,-

OPTIONAL EXTRAS - FITTED/PAKED IN VANITY UNITS

LED light in drawers (IP44)

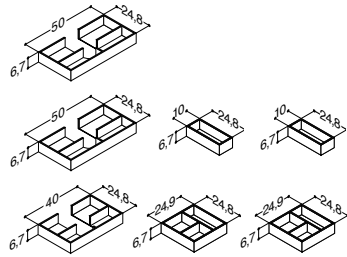


LED downlight to floor (IP44)



Cut-out for waste fittings in bottom drawer

Drawer dividers for top drawer. Designed for a fitted look



Art. no.	Price €	Art. no.	Price €
LS2SK60	228,-	LS2SK80	252,-
Light source: LED 2x1,9W, 3150K, 2x175lm		Light source: LED 2x2,5W, 3150K, 2x252lm	
UL60	316,-	UL80	316,-
Light source: LED 5,1W, 3150K, 445lm		Light source: LED 6,2W, 3150K, 557lm	
UDSK	0,-	UDSK	0,-
SI6035	85,-	SI8035	162,-
For units with plain fronts		For units with plain fronts	
PO2SK	187,-	PO2SK	187,-

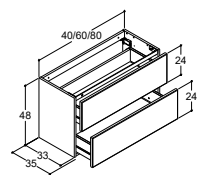
Push-open

Predrilled for handles, see page 134

Please find handles for units with plain fronts on page 122

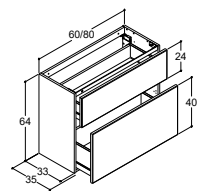
CABINETS WITH 2 DRAWERS FOR MADE TO MEASURE BASINS - DEPTH 35 CM

CABINETS WITHOUT CUT-OUT IN TOP DRAWER - HEIGHT 48 CM



Colour	Art. no.	Price €	Art. no.	Price €	Art. no.	Price €
PRICE GROUP #1						
White matt	M42-1010	790,-	M43-1010	898,-	M44-1010	1.016,-
White gloss	M42-1012	790,-	M43-1012	898,-	M44-1012	1.016,-
Grey matt	M42-1003	790,-	M43-1003	898,-	M44-1003	1.016,-
Nordic oak	M42-1025	790,-	M43-1025	898,-	M44-1025	1.016,-
Ash grey	M42-1098	790,-	M43-1098	898,-	M44-1098	1.016,-
Brown oak	M42-1052	790,-	M43-1052	898,-	M44-1052	1.016,-
White matt foil, integrated handle	M42-2043	790,-	M43-2043	898,-	M44-2043	1.016,-
Black matt, integrated handle	M42-2064	790,-	M43-2064	898,-	M44-2064	1.016,-
PRICE GROUP #2						
White matt lacquer, integrated handle	M42-2071	1.155,-	M43-2071	1.313,-	M44-2071	1.469,-
Black rubber, integrated handle	M42-2037	1.155,-	M43-2037	1.313,-	M44-2037	1.469,-
Grey rubber, integrated handle	M42-2067	1.155,-	M43-2067	1.313,-	M44-2067	1.469,-
PRICE GROUP #3						
Driftwood, integrated handle	M42-2036	1.374,-	M43-2036	1.562,-	M44-2036	1.654,-
Bespoke colour, integrated handle	M42-2099	1.374,-	M43-2099	1.562,-	M44-2099	1.654,-
*Start-up fee per bespoke colour	BI1	187,-	BI1	187,-	BI1	187,-
One-off surcharge per bespoke colour regardless number of products						

CABINETS WITHOUT CUT-OUT IN TOP DRAWER - HEIGHT 64 CM



Colour	Art. no.	Price €	Art. no.	Price €	Art. no.	Price €
PRICE GROUP #1						
White matt	-	-	M45-1010	898,-	M46-1010	1.016,-
White gloss	-	-	M45-1012	898,-	M46-1012	1.016,-
Grey matt	-	-	M45-1003	898,-	M46-1003	1.016,-
Nordic oak	-	-	M45-1025	898,-	M46-1025	1.016,-
Ash grey	-	-	M45-1098	898,-	M46-1098	1.016,-
Brown oak	-	-	M45-1052	898,-	M46-1052	1.016,-
White matt foil, integrated handle	-	-	M45-2043	898,-	M46-2043	1.016,-
Black matt, integrated handle	-	-	M45-2064	898,-	M46-2064	1.016,-
PRICE GROUP #2						
White matt lacquer, integrated handle	-	-	M45-2071	1.313,-	M46-2071	1.469,-
Black rubber, integrated handle	-	-	M45-2037	1.313,-	M46-2037	1.469,-
Grey rubber, integrated handle	-	-	M45-2067	1.313,-	M46-2067	1.469,-
PRICE GROUP #3						
Driftwood, integrated handle	-	-	M45-2036	1.562,-	M46-2036	1.654,-
Bespoke colour, integrated handle	-	-	M45-2099	1.562,-	M46-2099	1.654,-
*Start-up fee per bespoke colour	-	-	BI1	187,-	BI1	187,-
One-off surcharge per bespoke colour regardless number of products						

OPTIONAL EXTRAS - FITTED/PAKED IN CABINETS

LED light in drawers (IP44)



Art. no.	Price €	Art. no.	Price €	Art. no.	Price €
LS2SK40	207,-	LS2SK60	228,-	LS2SK80	252,-
Light source: LED 2x1,1W, 3150K, 2x100lm					
Light source: LED 2x1,9W, 3150K, 2x175lm					
Light source: LED 2x2,5W, 3150K, 2x252lm					

LED downlight to floor (IP44)



Art. no.	Price €	Art. no.	Price €	Art. no.	Price €
ULUS40	316,-	ULUS60	316,-	ULUS80	316,-
Light source: LED 4,2W, 3150K, 332lm					
Light source: LED 5,1W, 3150K, 445lm					
Light source: LED 6,2W, 3150K, 557lm					

For units with plain fronts

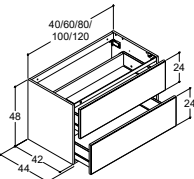













Push-open

Art. no.	Price €	Art. no.	Price €	Art. no.	Price €
PO2SK	187,-	PO2SK	187,-	PO2SK	187,-

Pre drilled for handles, see page 134

Please find handles for units with plain fronts on page 122

CABINETS WITH 2 DRAWERS FOR MADE TO MEASURE BASINS - DEPTH 44 CM

		40 cm		60 cm		80 cm		100 cm		120 cm	
CABINETS WITHOUT CUT-OUT IN TOP DRAWER - HEIGHT 48 CM											
	Colour	Art. no.	Price €	Art. no.	Price €	Art. no.	Price €	Art. no.	Price €	Art. no.	Price €
	PRICE GROUP #1										
	 White matt	M18-1010	807,-	M19-1010	926,-	M20-1010	1.047,-	M21-1010	1.164,-	M22-1010	1.341,-
	 White gloss	M18-1012	807,-	M19-1012	926,-	M20-1012	1.047,-	M21-1012	1.164,-	M22-1012	1.341,-
	 Grey matt	M18-1003	807,-	M19-1003	926,-	M20-1003	1.047,-	M21-1003	1.164,-	M22-1003	1.341,-
	 Nordic oak	M18-1025	807,-	M19-1025	926,-	M20-1025	1.047,-	M21-1025	1.164,-	M22-1025	1.341,-
	 Ash grey	M18-1098	807,-	M19-1098	926,-	M20-1098	1.047,-	M21-1098	1.164,-	M22-1098	1.341,-
	 Brown oak	M18-1052	807,-	M19-1052	926,-	M20-1052	1.047,-	M21-1052	1.164,-	M22-1052	1.341,-
	 White matt foil, integrated handle	M18-2043	807,-	M19-2043	926,-	M20-2043	1.047,-	M21-2043	1.164,-	M22-2043	1.341,-
	 Black matt, integrated handle	M18-2064	807,-	M19-2064	926,-	M20-2064	1.047,-	M21-2064	1.164,-	M22-2064	1.341,-
	PRICE GROUP #2										
	 White matt lacquer, int. handle*	M18-2071	1.210,-	M19-2071	1.390,-	M20-2071	1.528,-	M21-2071	1.698,-	M22-2071	1.906,-
	 Black rubber, integrated handle	M18-2037	1.210,-	M19-2037	1.390,-	M20-2037	1.528,-	M21-2037	1.698,-	M22-2037	1.906,-
	 Grey rubber, integrated handle	M18-2067	1.210,-	M19-2067	1.390,-	M20-2067	1.528,-	M21-2067	1.698,-	M22-2067	1.906,-
	PRICE GROUP #3										
	 Driftwood, integrated handle	M18-2036	1.452,-	M19-2036	1.655,-	M20-2036	1.816,-	M21-2036	2.016,-	M22-2036	2.264,-
	 Bespoke colour, int. handle*	M18-2099	1.452,-	M19-2099	1.655,-	M20-2099	1.816,-	M21-2099	2.016,-	M22-2099	2.264,-
	*Start-up fee per bespoke colour	BI1	187,-	BI1	187,-	BI1	187,-	BI1	187,-	BI1	187,-
One-off surcharge per bespoke colour regardless number of products											
*Integrated handle											



*Integrated handle

CABINETS WITHOUT CUT-OUT IN TOP DRAWER - HEIGHT 64 CM

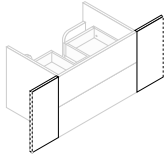
Colour	Art. no.	Price €	Art. no.	Price €	Art. no.	Price €	Art. no.	Price €	Art. no.	Price €
PRICE GROUP #1										
White matt	-	-	M47-1010	926,-	M48-1010	1.047,-	M49-1010	1.164,-	M50-1010	1.341,-
White gloss	-	-	M47-1012	926,-	M48-1012	1.047,-	M49-1012	1.164,-	M50-1012	1.341,-
Grey matt	-	-	M47-1003	926,-	M48-1003	1.047,-	M49-1003	1.164,-	M50-1003	1.341,-
Nordic oak	-	-	M47-1025	926,-	M48-1025	1.047,-	M49-1025	1.164,-	M50-1025	1.341,-
Ash grey	-	-	M47-1098	926,-	M48-1098	1.047,-	M49-1098	1.164,-	M50-1098	1.341,-
Brown oak	-	-	M47-1052	926,-	M48-1052	1.047,-	M49-1052	1.164,-	M50-1052	1.341,-
White matt foil, integrated handle	-	-	M47-2043	926,-	M48-2043	1.047,-	M49-2043	1.164,-	M50-2043	1.341,-
Black matt, integrated handle	-	-	M47-2064	926,-	M48-2064	1.047,-	M49-2064	1.164,-	M50-2064	1.341,-
PRICE GROUP #2										
White matt lacquer, int. handle*	-	-	M47-2071	1.390,-	M48-2071	1.528,-	M49-2071	1.698,-	M50-2071	1.906,-
Black rubber, integrated handle	-	-	M47-2037	1.390,-	M48-2037	1.528,-	M49-2037	1.698,-	M50-2037	1.906,-
Grey rubber, integrated handle	-	-	M47-2067	1.390,-	M48-2067	1.528,-	M49-2067	1.698,-	M50-2067	1.906,-
PRICE GROUP #3										
Driftwood, integrated handle	-	-	M47-2036	1.655,-	M48-2036	1.816,-	M49-2036	2.016,-	M50-2036	2.264,-
Bespoke colour, int. handle*	-	-	M47-2099	1.655,-	M48-2099	1.816,-	M49-2099	2.016,-	M50-2099	2.264,-
*Start-up fee per bespoke colour	-	-	BI1	187,-	BI1	187,-	BI1	187,-	BI1	187,-
One-off surcharge per bespoke colour regardless number of products										

*Integrated handle

*Integrated handle

OPTIONAL EXTRAS - FITTED/PACKED IN VANITY UNITS		Art. no.	Price €	Art. no.	Price €	Art. no.	Price €	Art. no.	Price €	Art. no.	Price €
LED light in drawers (IP44)		LS2SK40	207,-	LS2SK60	228,-	LS2SK80	252,-	LS2SK100	275,-	LS2SK120	297,-
		Light source: LED 2x1,9W, 3150K, 2x175lm									
											
LED downlight to floor (IP44)		ULUS40	316,-	ULUS60	316,-	ULUS80	316,-	ULUS100	316,-	ULUS120	316,-
		Light source: LED 5,1W, 3150K, 445lm									
											
For units with plain fronts		PO2SK	187,-	PO2SK	187,-	PO2SK	187,-	PO2SK	187,-	PO2SK	187,-
Push-open											
Predrilled for handles, see page 134											
Please find handles for units with plain fronts on page 122											

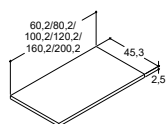
INFILL PANELS - WIDTH 17,1 CM



		H 48 cm		H 64 cm	
Colour		Art. no.	Price €	Art. no.	Price €
PRICE GROUP #1					
	White matt	TSM-481710	129,-	TSM-641710	129,-
	White gloss	TSM-481712	129,-	TSM-641712	129,-
	Grey matt	TSM-481703	129,-	TSM-641703	129,-
	Nordic oak	TSM-481725	129,-	TSM-641725	129,-
	Ash grey	TSM-481798	129,-	TSM-641798	129,-
	Brown oak	TSM-481752	129,-	TSM-641752	129,-
	White matt foil	TSM-481743	129,-	TSM-641743	129,-
	Black matt	TSM-481764	129,-	TSM-641764	129,-
PRICE GROUP #2					
	White matt lacquer	TSM-481771	152,-	TSM-641771	152,-
	Black rubber	TSM-481737	152,-	TSM-641737	152,-
	Grey rubber	TSM-481767	152,-	TSM-641767	152,-
PRICE GROUP #3					
	Driftwood	TSM-481736	189,-	TSM-641736	189,-
	Bespoke colour	TSM-481799	189,-	TSM-641799	189,-
	*Start-up fee per bespoke colour	BI1	187,-	BI1	187,-
One-off surcharge per bespoke colour regardless number of products					

SOLID WORKTOPS

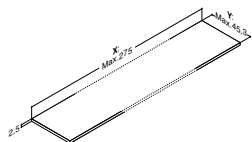
WOODEN WORKTOP



Colour	60 cm		80 cm		100 cm	
	Art. no.	Price €	Art. no.	Price €	Art. no.	Price €
White matt	335906510	180,-	335908510	209,-	335910510	240,-
Grey matt	335906503	180,-	335908503	209,-	335910503	240,-
Nordic oak	335906525	180,-	335908525	209,-	335910525	240,-
Ash grey	335906598	180,-	335908598	209,-	335910598	240,-
Brown oak	335906552	180,-	335908552	209,-	335910552	240,-
Black matt	335906564	270,-	335908564	314,-	335910564	362,-

For bespoke sizes see below

MADE TO MEASURE WOODEN WORKTOPS

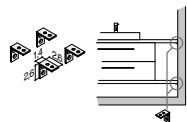


Colour	Art. no.	Price €	Art. no.	Price €	Art. no.	Price €
White matt	-	-	-	-	-	-
Grey matt	-	-	-	-	-	-
Nordic oak	-	-	-	-	-	-
Ash grey	-	-	-	-	-	-
Brown oak	-	-	-	-	-	-
Black matt	-	-	-	-	-	-

*Worktops can be made to measure. Please send drawing with exact dimensions. Maximum: X 275,0 cm / Y 45,3 cm

OPTIONAL EXTRAS

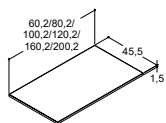
4 fixing brackets for wall mounting



Colour	Art. no.	Price €	Art. no.	Price €	Art. no.	Price €
Steel	195050590	17,-	195050590	17,-	195050590	17,-

SOLID SURFACE WORKTOPS

NB! Requires full furniture support below the worktop

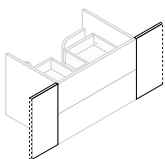


Colour	Art. no.	Price €	Art. no.	Price €	Art. no.	Price €
White matt	337030043	479,-	337040043	575,-	337050043	658,-

Cannot be made to measure

INFILL PANELS FOR MADE TO MEASURE BASINS

INFILL PANELS - WIDTH 17,1 CM



Colour	H 48 cm		H 64 cm	
	Art. no.	Price €	Art. no.	Price €
PRICE GROUP #1				
White matt	TSM-481710	129,-	TSM-641710	129,-
White gloss	TSM-481712	129,-	TSM-641712	129,-
Grey matt	TSM-481703	129,-	TSM-641703	129,-
Nordic oak	TSM-481725	129,-	TSM-641725	129,-
Ash grey	TSM-481798	129,-	TSM-641798	129,-
Brown oak	TSM-481752	129,-	TSM-641752	129,-
White matt foil	TSM-481743	129,-	TSM-641743	129,-
Black matt	TSM-481764	129,-	TSM-641764	129,-
PRICE GROUP #2				
White matt lacquer	TSM-481771	152,-	TSM-641771	152,-
Black rubber	TSM-481737	152,-	TSM-641737	152,-
Grey rubber	TSM-481767	152,-	TSM-641767	152,-
PRICE GROUP #3				
Driftwood	TSM-481736	189,-	TSM-641736	189,-
Bespoke colour	TSM-481799	189,-	TSM-641799	189,-
*Start-up fee per bespoke colour	BI1	187,-	BI1	187,-
One-off surcharge per bespoke colour regardless number of products				

120 cm		160 cm		200 cm		0-275 cm*	
Art. no.	Price €	Art. no.	Price €	Art. no.	Price €	Art. no.	Price €
335912510	261,-	335916510	404,-	335920510	474,-	-	-
335912503	261,-	335916503	404,-	335920503	474,-	-	-
335912525	261,-	335916525	404,-	335920525	474,-	-	-
335912598	261,-	335916598	404,-	335920598	474,-	-	-
335912552	261,-	335916552	404,-	335920552	474,-	-	-
335912564	395,-	335916564	611,-	335920564	713,-	-	-

Art. no.	Price €	Art. no.	Price €	Art. no.	Price €	Art. no.	Price €
-	-	-	-	-	-	Please enquire for price*	
-	-	-	-	-	-	Please enquire for price*	
-	-	-	-	-	-	Please enquire for price*	
-	-	-	-	-	-	Please enquire for price*	
-	-	-	-	-	-	Please enquire for price*	
-	-	-	-	-	-	Please enquire for price*	

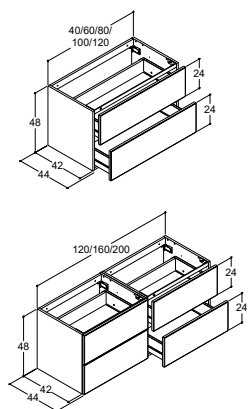
Art. no.	Price €	Art. no.	Price €	Art. no.	Price €	Art. no.	Price €
195050590	17,-	195050590	17,-	195050590	17,-	195050590	17,-

Art. no.	Price €	Art. no.	Price €	Art. no.	Price €	Art. no.	Price €
337060043	739,-	337080043	903,-	337000043	1.066,-	-	-

CABINETS WITH 2 DRAWERS FOR WORKTOPS - DEPTH 44 CM

NB! ORDER 2 PCS. FOR 4 DRAWERS

CABINETS WITHOUT CUT-OUT IN TOP DRAWER - HEIGHT 48 CM



Colour

PRICE GROUP #1

	White matt
	White gloss
	Grey matt
	Nordic oak
	Ash grey
	Brown oak
	White matt foil, integrated handle
	Black matt, integrated handle

PRICE GROUP #2

	White matt lacquer, integrated handle
	Black rubber, integrated handle
	Grey rubber, integrated handle

PRICE GROUP #3

	Driftwood, integrated handle
	Bespoke colour, integrated handle
*Start-up fee per bespoke colour	

One-off surcharge per bespoke colour regardless number of products

40 cm		60 cm		80 cm	
Art. no.	Price €	Art. no.	Price €	Art. no.	Price €
M18-1010	807,-	M19-1010	926,-	M20-1010	1.047,-
M18-1012	807,-	M19-1012	926,-	M20-1012	1.047,-
M18-1003	807,-	M19-1003	926,-	M20-1003	1.047,-
M18-1025	807,-	M19-1025	926,-	M20-1025	1.047,-
M18-1098	807,-	M19-1098	926,-	M20-1098	1.047,-
M18-1052	807,-	M19-1052	926,-	M20-1052	1.047,-
M18-2043	807,-	M19-2043	926,-	M20-2043	1.047,-
M18-2064	807,-	M19-2064	926,-	M20-2064	1.047,-
M18-2071	1.210,-	M19-2071	1.390,-	M20-2071	1.528,-
M18-2037	1.210,-	M19-2037	1.390,-	M20-2037	1.528,-
M18-2067	1.210,-	M19-2067	1.390,-	M20-2067	1.528,-
M18-2036	1.452,-	M19-2036	1.655,-	M20-2036	1.816,-
M18-2099	1.452,-	M19-2099	1.655,-	M20-2099	1.816,-
BI1	187,-	BI1	187,-	BI1	187,-

OPTIONAL EXTRAS - FITTED/PAKED IN CABINETS

LED light in drawers (IP44)



LED downlight to floor (IP44)

Art. no.	Price €	Art. no.	Price €	Art. no.	Price €
LS2SK40	207,-	LS2SK60	228,-	LS2SK80	252,-
Light source: LED 2x1,1W, 3150K, 2x100lm					
ULUS40	316,-	ULUS60	316,-	ULUS80	316,-
Light source: LED 4,2W, 3150K, 332lm					
Light source: LED 5,1W, 3150K, 445lm					
Light source: LED 6,2W, 3150K, 557lm					

For units with plain fronts

Push-open

PO2SK	187,-	PO2SK	187,-	PO2SK	187,-
-------	-------	-------	-------	-------	-------

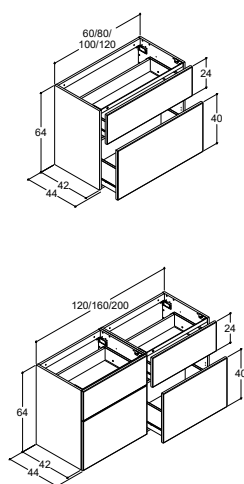
Predrilled for handles, see page 134

Please find handles for units with plain fronts on page 122

CABINETS WITH 2 DRAWERS FOR WORKTOPS - DEPTH 44 CM

NB! ORDER 2 PCS. FOR 4 DRAWERS

CABINETS WITHOUT CUT-OUT IN TOP DRAWER - HEIGHT 64 CM



Colour

PRICE GROUP #1

	White matt
	White gloss
	Grey matt
	Nordic oak
	Ash grey
	Brown oak
	White matt foil, integrated handle
	Black matt, integrated handle

PRICE GROUP #2

	White matt lacquer, integrated handle
	Black rubber, integrated handle
	Grey rubber, integrated handle

PRICE GROUP #3

	Driftwood, integrated handle
	Bespoke colour, integrated handle
*Start-up fee per bespoke colour	

One-off surcharge per bespoke colour regardless number of products

Art. no.	Price €	Art. no.	Price €	Art. no.	Price €
-	-	M47-1010	926,-	M48-1010	1.047,-
-	-	M47-1012	926,-	M48-1012	1.047,-
-	-	M47-1003	926,-	M48-1003	1.047,-
-	-	M47-1025	926,-	M48-1025	1.047,-
-	-	M47-1098	926,-	M48-1098	1.047,-
-	-	M47-1052	926,-	M48-1052	1.047,-
-	-	M47-2043	926,-	M48-2043	1.047,-
-	-	M47-2064	926,-	M48-2064	1.047,-
-	-	M47-2071	1.390,-	M48-2071	1.528,-
-	-	M47-2037	1.390,-	M48-2037	1.528,-
-	-	M47-2067	1.390,-	M48-2067	1.528,-
-	-	M47-2036	1.655,-	M48-2036	1.816,-
-	-	M47-2099	1.655,-	M48-2099	1.816,-
-	-	BI1	187,-	BI1	187,-

OPTIONAL EXTRAS - FITTED/PAKED IN CABINETS

LED light in drawers (IP44)



LED downlight to floor (IP44)

Art. no.	Price €	Art. no.	Price €	Art. no.	Price €
-	-	LS2SK60	228,-	LS2SK80	252,-
Light source: LED 2x1,9W, 3150K, 2x175lm					
-	-	ULUS60	316,-	ULUS80	316,-
Light source: LED 5,1W, 3150K, 445lm					
Light source: LED 6,2W, 3150K, 557lm					











For units with plain fronts

Push-open

-	-	PO2SK	187,-	PO2SK	187,-
---	---	-------	-------	-------	-------

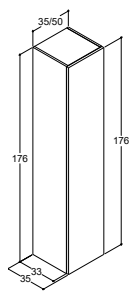
Predrilled for handles, see page 134

Please find handles for units with plain fronts on page 122

100 cm		120 cm for 2 drawers		120 cm for 4 drawers		160 cm for 4 drawers		200 cm for 4 drawers	
Art. no.	Price €	Art. no.	Price €	Art. no.	Price €	Art. no.	Price €	Art. no.	Price €
M21-1010	1.164,-	M22-1010	1.341,-	2 × M19-1010	ea 926,-	2 × M20-1010	ea 1.047,-	2 × M21-1010	ea 1.164,-
M21-1012	1.164,-	M22-1012	1.341,-	2 × M19-1012	ea 926,-	2 × M20-1012	ea 1.047,-	2 × M21-1012	ea 1.164,-
M21-1003	1.164,-	M22-1003	1.341,-	2 × M19-1003	ea 926,-	2 × M20-1003	ea 1.047,-	2 × M21-1003	ea 1.164,-
M21-1025	1.164,-	M22-1025	1.341,-	2 × M19-1025	ea 926,-	2 × M20-1025	ea 1.047,-	2 × M21-1025	ea 1.164,-
M21-1098	1.164,-	M22-1098	1.341,-	2 × M19-1098	ea 926,-	2 × M20-1098	ea 1.047,-	2 × M21-1098	ea 1.164,-
M21-1052	1.164,-	M22-1052	1.341,-	2 × M19-1052	ea 926,-	2 × M20-1052	ea 1.047,-	2 × M21-1052	ea 1.164,-
M21-2043	1.164,-	M22-2043	1.341,-	2 × M19-2043	ea 926,-	2 × M20-2043	ea 1.047,-	2 × M21-2043	ea 1.164,-
M21-2064	1.164,-	M22-2064	1.341,-	2 × M19-2064	ea 926,-	2 × M20-2064	ea 1.047,-	2 × M21-2064	ea 1.164,-
M21-2071	1.698,-	M22-2071	1.906,-	2 × M19-2071	ea 1.390,-	2 × M20-2071	ea 1.528,-	2 × M21-2071	ea 1.698,-
M21-2037	1.698,-	M22-2037	1.906,-	2 × M19-2037	ea 1.390,-	2 × M20-2037	ea 1.528,-	2 × M21-2037	ea 1.698,-
M21-2067	1.698,-	M22-2067	1.906,-	2 × M19-2067	ea 1.390,-	2 × M20-2067	ea 1.528,-	2 × M21-2067	ea 1.698,-
M21-2036	2.016,-	M22-2036	2.264,-	2 × M19-2036	ea 1.655,-	2 × M20-2036	ea 1.816,-	2 × M21-2036	ea 2.016,-
M21-2099 BI1	2.016,- 187,-	M22-2099 BI1	2.264,- 187,-	2 × M19-2099 BI1	ea 1.655,- 187,-	2 × M20-2099 BI1	ea 1.816,- 187,-	2 × M21-2099 BI1	ea 2.016,- 187,-
Art. no.	Price €	Art. no.	Price €	Art. no.	Price €	Art. no.	Price €	Art. no.	Price €
LS2SK100	275,- Light source: LED 2×3,2W, 3150K, 2×326lm	LS2SK120	297,- Light source: LED 2×4,1W, 3150K, 2×416m	2 × LS2SK60	ea 228,- Light source: LED 2×1,9W, 3150K, 2×175lm	2 × LS2SK80	ea 252,- Light source: LED 2×2,5W, 3150K, 2×252lm	2 × LS2SK100	ea 275,- Light source: LED 2×3,2W, 3150K, 2×326lm
ULUS100	316,-  Light source: LED 6,2W, 3150K, 557lm	ULUS120	316,-  Light source: LED 8,2W, 3150K, 757lm	2 × ULUS60	ea 316,-  Light source: LED 2×5,1W, 3150K, 2×445lm	2 × ULUS80	ea 316,-  Light source: LED 2×6,2W, 3150K, 2×557lm	2 × ULUS100	ea 316,-  Light source: LED 2×6,2W, 3150K, 2×557lm
PO2SK	187,-	PO2SK	187,-	2 × PO2SK	ea 187,-	2 × PO2SK	ea 187,-	2 × PO2SK	ea 187,-
Art. no.	Price €	Art. no.	Price €	Art. no.	Price €	Art. no.	Price €	Art. no.	Price €
M49-1010	1.164,-	M50-1010	1.341,-	2 × M47-1010	ea 926,-	2 × M48-1010	ea 1.047,-	2 × M49-1010	ea 1.164,-
M49-1012	1.164,-	M50-1012	1.341,-	2 × M47-1012	ea 926,-	2 × M48-1012	ea 1.047,-	2 × M49-1012	ea 1.164,-
M49-1003	1.164,-	M50-1003	1.341,-	2 × M47-1003	ea 926,-	2 × M48-1003	ea 1.047,-	2 × M49-1003	ea 1.164,-
M49-1025	1.164,-	M50-1025	1.341,-	2 × M47-1025	ea 926,-	2 × M48-1025	ea 1.047,-	2 × M49-1025	ea 1.164,-
M49-1098	1.164,-	M50-1098	1.341,-	2 × M47-1098	ea 926,-	2 × M48-1098	ea 1.047,-	2 × M49-1098	ea 1.164,-
M49-1052	1.164,-	M50-1052	1.341,-	2 × M47-1052	ea 926,-	2 × M48-1052	ea 1.047,-	2 × M49-1052	ea 1.164,-
M49-2043	1.164,-	M50-2043	1.341,-	2 × M47-2043	ea 926,-	2 × M48-2043	ea 1.047,-	2 × M49-2043	ea 1.164,-
M49-2064	1.164,-	M50-2064	1.341,-	2 × M47-2064	ea 926,-	2 × M48-2064	ea 1.047,-	2 × M49-2064	ea 1.164,-
M49-2071	1.698,-	M50-2071	1.906,-	2 × M47-2071	ea 1.390,-	2 × M48-2071	ea 1.528,-	2 × M49-2071	ea 1.698,-
M49-2037	1.698,-	M50-2037	1.906,-	2 × M47-2037	ea 1.390,-	2 × M48-2037	ea 1.528,-	2 × M49-2037	ea 1.698,-
M49-2067	1.698,-	M50-2067	1.906,-	2 × M47-2067	ea 1.390,-	2 × M48-2067	ea 1.528,-	2 × M49-2067	ea 1.698,-
M49-2036	2.016,-	M50-2036	2.264,-	2 × M47-2036	ea 1.655,-	2 × M48-2036	ea 1.816,-	2 × M49-2036	ea 2.016,-
M49-2099 BI1	2.016,- 187,-	M50-2099 BI1	2.264,- 187,-	2 × M47-2099 BI1	ea 1.655,- 187,-	2 × M48-2099 BI1	ea 1.816,- 187,-	2 × M49-2099 BI1	ea 2.016,- 187,-
Art. no.	Price €	Art. no.	Price €	Art. no.	Price €	Art. no.	Price €	Art. no.	Price €
LS2SK100	275,- Light source: LED 2×3,2W, 3150K, 2×326lm	LS2SK120	297,- Light source: LED 2×4,1W, 3150K, 2×416m	2 × LS2SK60	ea 228,- Light source: LED 2×1,9W, 3150K, 2×175lm	2 × LS2SK80	ea 252,- Light source: LED 2×2,5W, 3150K, 2×252lm	2 × LS2SK100	ea 275,- Light source: LED 2×3,2W, 3150K, 2×326lm
ULUS100	316,-  Light source: LED 6,2W, 3150K, 557lm	ULUS120	316,-  Light source: LED 8,2W, 3150K, 757lm	2 × ULUS60	ea 316,-  Light source: LED 2×5,1W, 3150K, 2×445lm	2 × ULUS80	ea 316,-  Light source: LED 2×6,2W, 3150K, 2×557lm	2 × ULUS100	ea 316,-  Light source: LED 2×6,2W, 3150K, 2×557lm
PO2SK	187,-	PO2SK	187,-	2 × PO2SK	ea 187,-	2 × PO2SK	ea 187,-	2 × PO2SK	ea 187,-

TALL CABINETS

TALL CABINETS WITH 1 WOODEN SHELF AND 5 GLASS SHELVES



Colour

PRICE GROUP #1

White matt
White gloss
Grey matt
Nordic oak
Ash grey
Brown oak
White matt foil, integrated handle
Black matt, integrated handle

PRICE GROUP #2

White matt lacquer, int.handle*
Black rubber, integrated handle
Grey rubber, integrated handle

PRICE GROUP #3

Driftwood, integrated handle
Bespoke colour, integrated handle
*Start-up fee per bespoke colour

*Integrated handle

One-off surcharge per bespoke colour regardless number of products

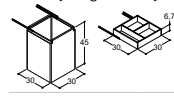
OPTIONAL EXTRAS - FITTED/PACKED IN TALL CABINETS

Internal lighting (IP21)

Fitted opposite hinge



Laundry bag and tray



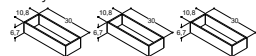
Pull-out drawer alu decor

1 drawer



2 drawers

3 trays for door



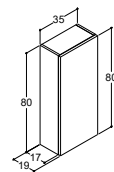
For units with plain fronts

Push-open

Pre drilled for handles, see page 134. Please find handles for units with plain fronts on page 122

WALL CABINETS

WALL CABINETS WITH 2 GLASS SHELVES



Colour

PRICE GROUP #1

White matt
White gloss
Grey matt
Nordic oak
Ash grey
Brown oak
White matt foil, integrated handle
Black matt, integrated handle

PRICE GROUP #2

White matt lacquer, int. handle*
Black rubber, integrated handle
Grey rubber, integrated handle

PRICE GROUP #3

Driftwood, integrated handle
Bespoke colour, integrated handle
*Start-up fee per bespoke colour

*Integrated handle

One-off surcharge per bespoke colour regardless number of products

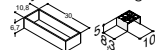
OPTIONAL EXTRAS - FITTED/PACKED IN WALL CABINETS

Internal lighting (IP21)

Fitted opposite hinge



Tray with metal organiser



For units with plain fronts

Push-open

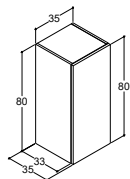
Pre drilled for handles, see page 134. Please find handles for units with plain fronts on page 122

35 cm				50 cm			
LEFT HAND HINGED		RIGHT HAND HINGED		LEFT HAND HINGED		RIGHT HAND HINGED	
Art. no.	Price €	Art. no.	Price €	Art. no.	Price €	Art. no.	Price €
M24-1210	820,-	M24-1110	820,-	M25-1210	896,-	M25-1110	896,-
M24-1212	820,-	M24-1112	820,-	M25-1212	896,-	M25-1112	896,-
M24-1203	820,-	M24-1103	820,-	M25-1203	896,-	M25-1103	896,-
M24-1225	820,-	M24-1125	820,-	M25-1225	896,-	M25-1125	896,-
M24-1298	820,-	M24-1198	820,-	M25-1298	896,-	M25-1198	896,-
M24-1252	820,-	M24-1152	820,-	M25-1252	896,-	M25-1152	896,-
M24-2243	820,-	M24-2143	820,-	M25-2243	896,-	M25-2143	896,-
M24-2264	820,-	M24-2164	820,-	M25-2264	896,-	M25-2164	896,-
M24-2271	1.186,-	M24-2171	1.186,-	M25-2271	1.343,-	M25-2171	1.343,-
M24-2237	1.186,-	M24-2137	1.186,-	M25-2237	1.343,-	M25-2137	1.343,-
M24-2267	1.186,-	M24-2167	1.186,-	M25-2267	1.343,-	M25-2167	1.343,-
M24-2236	1.482,-	M24-2136	1.482,-	M25-2236	1.679,-	M25-2136	1.679,-
M24-2299	1.482,-	M24-2199	1.482,-	M25-2299	1.679,-	M25-2199	1.679,-
BI1	187,-	BI1	187,-	BI1	187,-	BI1	187,-

Art. no.	Price €	Art. no.	Price €	Art. no.	Price €	Art. no.	Price €
LI30-40	316,-	LI30-40	316,-	LI30-40	316,-	LI30-40	316,-
Light source: LED 6,2W, 3150K, 557lm		Light source: LED 6,2W, 3150K, 557lm		Light source: LED 6,2W, 3150K, 557lm		Light source: LED 6,2W, 3150K, 557lm	
HI35	154,-	HI35	154,-	-	-	-	-
HS35	154,-	HS35	154,-	-	-	-	-
HS235	307,-	HS235	307,-	-	-	-	-
HB35	201,-	HB35	201,-	-	-	-	-
PO30-40	0,-	PO30-40	0,-	PO30-40	0,-	PO30-40	0,-

BASE CABINETS WITH 2 GLASS SHELVES

NB! Unit tops are alu decor so we recommend a worktop - see below



Colour

PRICE GROUP #1

White matt
White gloss
Grey matt
Nordic oak
Ash grey
Brown oak
White matt foil, integrated handle
Black matt, integrated handle

PRICE GROUP #2

White matt lacquer, integrated handle
Black rubber, integrated handle
Grey rubber, integrated handle

PRICE GROUP #3

Driftwood, integrated handle
Bespoke colour, integrated handle
*Start-up fee per bespoke colour
One-off surcharge per bespoke colour regardless number of products

35 cm			
LEFT HAND HINGED		RIGHT HAND HINGED	
Art. no.	Price €	Art. no.	Price €
M26-1210	399,-	M26-1110	399,-
M26-1212	399,-	M26-1112	399,-
M26-1203	399,-	M26-1103	399,-
M26-1225	399,-	M26-1125	399,-
M26-1298	399,-	M26-1198	399,-
M26-1252	399,-	M26-1152	399,-
M26-2243	399,-	M26-2143	399,-
M26-2264	399,-	M26-2164	399,-
M26-2271	617,-	M26-2171	617,-
M26-2237	617,-	M26-2137	617,-
M26-2267	617,-	M26-2167	617,-
M26-2236	752,-	M26-2136	752,-
M26-2299	752,-	M26-2199	752,-
BI1	187,-	BI1	187,-

OPTIONAL EXTRAS - FITTED/PAKED IN BASE CABINETS

Colour

PRICE GROUP #1

White matt
White gloss
Grey matt
Nordic oak
Ash grey
Brown oak
Black matt

PRICE GROUP #2

White matt lacquer
Black rubber
Grey rubber

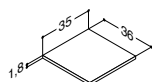
PRICE GROUP #3

Driftwood
Bespoke colour
*Start-up fee per bespoke colour
One-off surcharge per bespoke colour regardless number of products

Art. no.	Price €	Art. no.	Price €
TP1	97,-	TP1	97,-
TP1	97,-	TP1	97,-
TP1	97,-	TP1	97,-
TP1	97,-	TP1	97,-
TP1	97,-	TP1	97,-
TP1	97,-	TP1	97,-
TP1	97,-	TP1	97,-
TP2	152,-	TP2	152,-
TP2	152,-	TP2	152,-
TP2	152,-	TP2	152,-
TP3	183,-	TP3	183,-
TP3	183,-	TP3	183,-
BI1	187,-	BI1	187,-
HI35	154,-	HI35	154,-

WORKTOPS FOR BASE CABINETS

NB! Choose the decor to match the base unit



PRICE GROUP #1

White matt
White gloss
Grey matt
Nordic oak
Ash grey
Brown oak
Black matt

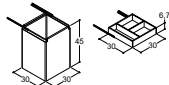
PRICE GROUP #2

White matt lacquer
Black rubber
Grey rubber

PRICE GROUP #3

Driftwood
Bespoke colour
*Start-up fee per bespoke colour
One-off surcharge per bespoke colour regardless number of products

Laundry bag and tray



For units with plain fronts

















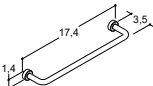



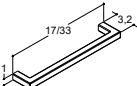




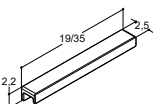


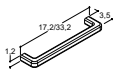

Push-open

Predrilled for handles, see page 134

Please find handles for units with plain fronts on page 122

PO30-40	0,-	PO30-40	0,-
---------	-----	---------	-----

HANDLES

		2-5 cm	17-20 cm	33-36 cm	
DAISY 	Colour/Material	Art. no.	Price €	Art. no.	Price €
	 Chrome	189552043	15,-	-	-
	 Brass	189552044	15,-	-	-
	Zinc				
BUTTON 	Colour/Material	Art. no.	Price €	Art. no.	Price €
	 Inox	189553047	15,-	-	-
	 Black	189553028	15,-	-	-
	 Brass	189553044	15,-	-	-
	Aluminium				
DOT 	Colour/Material	Art. no.	Price €	Art. no.	Price €
	 White	189554010	15,-	-	-
	 Chrome	189554043	15,-	-	-
	 Black	189554028	15,-	-	-
	 Brass	189554044	15,-	-	-
	Zinc				
SLIM 	Colour/Material	Art. no.	Price €	Art. no.	Price €
	 Chrome	-	-	189542043	27,-
	 Black	-	-	189542028	27,-
	 Brass	-	-	189542044	27,-
	Zinc				
GRACE 	Colour/Material	Art. no.	Price €	Art. no.	Price €
	 Chrome	-	-	189555043	27,-
	 Black	-	-	189555028	27,-
	 Brass	-	-	189555044	27,-
	Stainless steel/brass				
BASE 	Colour/Material	Art. no.	Price €	Art. no.	Price €
	 White	-	-	189547210	27,-
	 Chrome	-	-	189547243	27,-
	 Black	-	-	189547228	27,-
	 Brass	-	-	189547244	27,-
	Zinc				
STEP 	Colour/Material	Art. no.	Price €	Art. no.	Price €
	 Inox	-	-	189556047	27,-
	 Black	-	-	189556028	27,-
	Zinc				
PURE 	Colour/Material	Art. no.	Price €	Art. no.	Price €
	 Polished chrome	-	-	189546043	27,-
	Zinc				

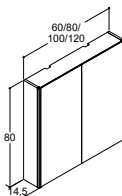














NB! Push-open solutions shown under vanity unit optional extras
 Predrilled for handles, see page 134

PRICE LIST / DANSANI LUNA

MIRRORS WITH INTEGRATED LIGHTING

Art. no.	Price €	Art. no.	Price €	Art. no.	Price €	Art. no.	Price €	Art. no.	Price €
94040	377,-	94060	472,-	94080	564,-	94000	675,-	94020	765,-
<i>Light source: LED 2x3,4W, 2100-6500K, 2x370lm</i>		<i>Light source: LED 2x5,3W, 2100-6500K, 2x593lm</i>		<i>Light source: LED 2x6,7W, 2100-6500K, 2x756lm</i>		<i>Light source: LED 2x9W, 2100-6500K, 2x1037lm</i>		<i>Light source: ED 2x10,3W, 2100-6500K, 2x1215lm</i>	
OPTIONAL EXTRAS									
Art. no.	Price €	Art. no.	Price €	Art. no.	Price €	Art. no.	Price €	Art. no.	Price €
Pre-fitted anti-mist pad (30W)	VF1 81,-	VF1 81,-	VF1 81,-	VF1 81,-	VF1 81,-	VF1 81,-	VF1 81,-	-	-
Pre-fitted double anti-mist pad (2x30W)	- -	- -	- -	- -	- -	- -	VF2 165,-	VF2 165,-	VF2 165,-

MIRROR CABINETS

		60 cm		80 cm		100 cm w/2 doors		100 cm w/3 doors		120 cm	
AMBI MIRROR CABINETS WITH TOUCH CONTROL (IP44) - OPTIONAL LIGHTS AVAILABLE											
	Colour	Art. no.	Price €	Art. no.	Price €	Art. no.	Price €	Art. no.	Price €	Art. no.	Price €
	PRICE GROUP #1										
	 White matt	S596-210	1.077,-	S598-210	1.203,-	S590-210	1.266,-	S591-210	1.438,-	S593-210	1.531,-
	 White gloss	S596-212	1.077,-	S598-212	1.203,-	S590-212	1.266,-	S591-212	1.438,-	S593-212	1.531,-
	 Grey matt	S596-203	1.077,-	S598-203	1.203,-	S590-203	1.266,-	S591-203	1.438,-	S593-203	1.531,-
	 Nordic oak	S596-225	1.077,-	S598-225	1.203,-	S590-225	1.266,-	S591-225	1.438,-	S593-225	1.531,-
	 Ash grey	S596-298	1.077,-	S598-298	1.203,-	S590-298	1.266,-	S591-298	1.438,-	S593-298	1.531,-
	 Brown oak	S596-252	1.077,-	S598-252	1.203,-	S590-252	1.266,-	S591-252	1.438,-	S593-252	1.531,-
	 White matt foil	S596-243	1.077,-	S598-243	1.203,-	S590-243	1.266,-	S591-243	1.438,-	S593-243	1.531,-
	 Black matt	S596-264	1.077,-	S598-264	1.203,-	S590-264	1.266,-	S591-264	1.438,-	S593-264	1.531,-
PRICE GROUP #2											
 White matt lacquer	S596-271	1.293,-	S598-271	1.442,-	S590-271	1.519,-	S591-271	1.726,-	S593-271	1.836,-	
 Black rubber	S596-237	1.293,-	S598-237	1.442,-	S590-237	1.519,-	S591-237	1.726,-	S593-237	1.836,-	
 Grey rubber	S596-267	1.293,-	S598-267	1.442,-	S590-267	1.519,-	S591-267	1.726,-	S593-267	1.836,-	
PRICE GROUP #3											
 Driftwood	S596-236	1.403,-	S598-236	1.570,-	S590-236	1.656,-	S591-236	1.862,-	S593-236	2.006,-	
 Optional colour *Start-up fee per bespoke colour	S596-299 BI1	1.403,- 187,-	S598-299 BI1	1.570,- 187,-	S590-299 BI1	1.656,- 187,-	S591-299 BI1	1.862,- 187,-	S593-299 BI1	2.006,- 187,-	
		Light source: LED 2x4,6W, 2100-6500K, 2x720lm		Light source: LED 4,6, 2100-6500K, 2x720lm		Light source: LED 2x4,6W, 2100-6500K, 2x720lm		Light source: LED 2x4,6W, 2100-6500K, 2x720lm		Light source: LED 2x4,6W, 2100-6500K, 2x720lm	
		2 doors: 28, 28 cm		2 doors: 38, 38 cm		2 doors: 48, 48 cm		3 doors: 28, 40, 28 cm		3 doors: 38, 40, 38 cm	

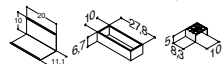
*One-off surcharge per bespoke colour regardless number of products
Incl. magnifying mirror, magnet, metal shelf and 1x230V socket and touch panel fitted on right






OPTIONAL EXTRAS - FITTED/PAKED IN MIRROR CABINETS

Socket and touch panel fitted on left (max. 10W):
(230V)

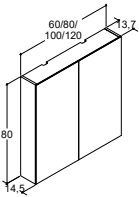
LED underlight (IP44)

Metal shelf, wooden tray and metal organiser



Art. no.	Price €	Art. no.	Price €	Art. no.	Price €	Art. no.	Price €	Art. no.	Price €
EL-L	0,-	EL-L	0,-	EL-L	0,-	EL-L	0,-	EL-L	0,-
ULSP60 	316,-	ULSP80 	316,-	ULSP100 	316,-	ULSP100 	316,-	ULSP120 	316,-
SP3	71,-	SP3	71,-	SP3	71,-	SP3	71,-	SP3	71,-

STYLE MIRROR CABINETS WITH TOUCH CONTROL (IP44) - OPTIONAL LIGHTS AVAILABLE

	Colour	Art. no.	Price €	Art. no.	Price €	Art. no.	Price €	Art. no.	Price €	Art. no.	Price €
	PRICE GROUP #1										
	White matt	S586-210	764,-	S588-210	890,-	S580-210	953,-	S581-210	1.126,-	S583-210	1.220,-
	White gloss	S586-212	764,-	S588-212	890,-	S580-212	953,-	S581-212	1.126,-	S583-212	1.220,-
	Grey matt	S586-203	764,-	S588-203	890,-	S580-203	953,-	S581-203	1.126,-	S583-203	1.220,-
	Nordic oak	S586-225	764,-	S588-225	890,-	S580-225	953,-	S581-225	1.126,-	S583-225	1.220,-
	Ash grey	S586-298	764,-	S588-298	890,-	S580-298	953,-	S581-298	1.126,-	S583-298	1.220,-
	Brown oak	S586-252	764,-	S588-252	890,-	S580-252	953,-	S581-252	1.126,-	S583-252	1.220,-
	White matt foil	S586-243	764,-	S588-243	890,-	S580-243	953,-	S581-243	1.126,-	S583-243	1.220,-
	Black matt	S586-264	764,-	S588-264	890,-	S580-264	953,-	S581-264	1.126,-	S583-264	1.220,-
	PRICE GROUP #2										
	White matt lacquer	S586-271	917,-	S588-271	1.066,-	S580-271	1.143,-	S581-271	1.350,-	S583-271	1.462,-
	Black rubber	S586-237	917,-	S588-237	1.066,-	S580-237	1.143,-	S581-237	1.350,-	S583-237	1.462,-
	Grey rubber	S586-267	917,-	S588-267	1.066,-	S580-267	1.143,-	S581-267	1.350,-	S583-267	1.462,-
	PRICE GROUP #3										
	Driftwood	S586-236	995,-	S588-236	1.156,-	S580-236	1.238,-	S581-236	1.464,-	S583-236	1.585,-
	Optional colour *Start-up fee per bespoke colour	S586-299 BI1	995,- 187,-	S588-299 BI1	1.156,- 187,-	S580-299 BI1	1.238,- 187,-	S581-299 BI1	1.464,- 187,-	S583-299 BI1	1.585,- 187,-
		2 doors: 30, 30 cm		2 doors: 40, 40 cm		2 doors: 50, 50 cm		3 doors: 28, 40, 28 cm		3 doors: 38, 40, 38 cm	

*One-off surcharge per bespoke colour regardless number of products
Incl. magnifying mirror, magnet, metal shelf and 1x230V socket and touch panel fitted on right

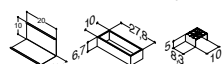
OPTIONAL EXTRAS - FITTED/PAKED IN MIRROR CABINETS











Socket and touch panel fitted on left (max. 10W):
(230V)

Internal lighting - inside both sides (IP21)

LED underlight (IP44)

Metal shelf, wooden tray and metal organiser

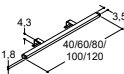












Art. no.	Price €	Art. no.	Price €	Art. no.	Price €	Art. no.	Price €	Art. no.	Price €
EL-L	0,-	EL-L	0,-	EL-L	0,-	EL-L	0,-	EL-L	0,-
LISPS 	472,-	LISPS 	472,-	LISPS 	472,-	LISPS 	472,-	LISPS 	472,-
ULSP60 	316,-	ULSP80 	316,-	ULSP100 	316,-	ULSP100 	316,-	ULSP120 	316,-
SP3	71,-	SP3	71,-	SP3	71,-	SP3	71,-	SP3	71,-

LIGHTING FOR AMBI AND STYLE MIRROR CABINETS

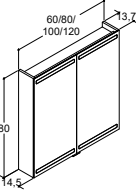

PRICE LIST / DANSANI LUNA

NB. Please order 2 pcs. Jupiter or Venus for certain sizes. For Ambi and Style mirrors cabinets only

		40 cm	60 cm	80 cm	100 cm	120 cm					
STRATOS (IP44) 	Colour	Art. no.	Price €	Art. no.	Price €	Art. no.	Price €				
	 Chrome	190303900	147,-	190303901	168,-	190303902	218,-	190303903	268,-	190303904	353,-
		Light source: LED 4,4W, 2100-6500K, 405lm		Light source: LED 5,9W, 2100-6500K, 574 lm		Light source: LED 8,5W, 2100-6500K, 787lm		Light source: LED 9,5W, 2100-6500K, 876lm		Light source: LED 12,7W, 2100-6500K, 1154lm	
JUPITER (IP44) 	Colour	Art. no.	Price €	Art. no.	Price €	Art. no.	Price €	Art. no.	Price €	Art. no.	Price €
	 Chrome	190303880	93,-	2 x 190303880	ea 93,-	2 x 190303880	ea 93,-	2 x 190303880	ea 93,-	2 x 190303880	ea 93,-
	 White	190303881	93,-	2 x 190303881	ea 93,-	2 x 190303881	ea 93,-	2 x 190303881	ea 93,-	2 x 190303881	ea 93,-
	 Black	190303887	93,-	2 x 190303887	ea 93,-	2 x 190303887	ea 93,-	2 x 190303887	ea 93,-	2 x 190303887	ea 93,-
		Light source: LED 5,6W, 2100-6500K, 700 lm		Light source: LED 2x5,6W, 2100-6500K, 2x700 lm		Light source: LED 2x5,6W, 2100-6500K, 2x700 lm		Light source: LED 2x5,6W, 2100-6500K, 2x700 lm		Light source: LED 2x5,6W, 2100-6500K, 2x700 lm	
Ø 8 cm											
VENUS (IP44) 	Colour	Art. no.	Price €	Art. no.	Price €	Art. no.	Price €	Art. no.	Price €	Art. no.	Price €
	 Chrome	190303890	93,-	2 x 190303890	ea 93,-	2 x 190303890	ea 93,-	2 x 190303890	ea 93,-	2 x 190303890	ea 93,-
		Light source: LED 2x6,3W, 2100-6500K, 2x646 lm		Light source: LED 2x6,3W, 2100-6500K, 2x646 lm		Light source: LED 2x6,3W, 2100-6500K, 2x646 lm		Light source: LED 2x6,3W, 2100-6500K, 2x646 lm		Light source: LED 2x6,3W, 2100-6500K, 2x646 lm	
Ø 10 cm											

Find more information about mirrors and mirror cabinets on page 86.

LEVEL MIRROR CABINETS WITH TOUCH CONTROL (IP44)

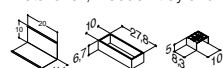
		60 cm	80 cm	100 cm	120 cm
	Colour	Art. no.	Price €	Art. no.	Price €
	PRICE GROUP #1				
	White matt	S576-210	1.096,-	S578-210	1.281,-
	White gloss	S576-212	1.096,-	S578-212	1.281,-
	Grey matt	S576-203	1.096,-	S578-203	1.281,-
	Nordic oak	S576-225	1.096,-	S578-225	1.281,-
	Ash grey	S576-298	1.096,-	S578-298	1.281,-
	Brown oak	S576-252	1.096,-	S578-252	1.281,-
	White matt foil	S576-243	1.096,-	S578-243	1.281,-
	Black matt	S576-264	1.096,-	S578-264	1.281,-
	PRICE GROUP #2				
	White matt lacquer	S576-271	1.328,-	S578-271	1.546,-
	Black rubber	S576-237	1.328,-	S578-237	1.546,-
	Grey rubber	S576-267	1.328,-	S578-267	1.546,-
	PRICE GROUP #3				
	Driftwood	S576-236	1.438,-	S578-236	1.674,-
	Optional colour	S576-299	1.438,-	S578-299	1.674,-
	*Start-up fee per bespoke colour	BI1	187,-	BI1	187,-
		Light source: LED 2x8,4W, 2100-6500K, 2x722lm		Light source: LED 2x10,5W, 2100-6500K, 2x916lm	
		2 doors: 29,7, 29,7 cm		2 doors: 39,7, 39,7 cm	
				2 doors: 49,7, 49,7 cm	
				3 doors: 39,7, 39,7, 39,7 cm	

*One-off surcharge per bespoke colour regardless number of products
Incl. magnifying mirror, magnet, metal shelf and 1x230V socket and touch panel fitted on right

OPTIONAL EXTRAS - FITTED/PACKED IN MIRROR CABINETS

Socket and touch panel fitted on left (max. 10W): (230V)

Metal shelf, wooden tray and metal organiser



Art. no.	Price €	Art. no.	Price €	Art. no.	Price €	Art. no.	Price €
EL-L	0,-	EL-L	0,-	EL-L	0,-	EL-L	0,-
SP3	71,-	SP3	71,-	SP3	71,-	SP3	71,-

SHELVES

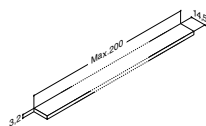
FLEXIBLE



With 2 glass shelves

	35 cm		40 cm		50 cm		70 cm		0 - 200 cm*	
Colour	Art. no.	Price €	Art. no.	Price €	Art. no.	Price €	Art. no.	Price €	Art. no.	Price €
Black	-	-	190304370	124,-	-	-	-	-	-	-

FLOATING SHELVES

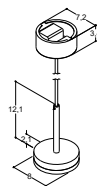


Colour	Art. no.	Price €	Art. no.	Price €	Art. no.	Price €	Art. no.	Price €	Price €
White matt	NHS-351710	68,-	-	-	NHS-501710	74,-	NHS-701710	83,-	Please enquire for price*
Grey matt	NHS-351703	68,-	-	-	NHS-501703	74,-	NHS-701703	83,-	Please enquire for price*
Nordic oak	NHS-351725	68,-	-	-	NHS-501725	74,-	NHS-701725	83,-	Please enquire for price*
Ash grey	NHS-351798	68,-	-	-	NHS-501798	74,-	NHS-701798	83,-	Please enquire for price*
Brown oak	NHS-351752	68,-	-	-	NHS-501752	74,-	NHS-701752	83,-	Please enquire for price*

*Can be made in bespoke sizes. Please send drawing with exact dimensions for pricing.

LIGHTING

JUPITER PENDANT LIGHT



Width	Colour	Art. no.	Price €
Ø 8 cm	Chrome	190302841	119,-
	White	190302840	119,-
	Black	190302842	119,-

Light source: LED 7W, 3150K, 757lm. 230 volt

The lamp can be IP44-approved, if the actual connection is made where there is a min. ceiling height of 225 cm. The lamp can be dimmed using a compatible LED trailing edge dimmer switch.

JUPITER CEILING LIGHT

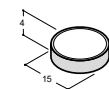


Width	Colour	Art. no.	Price €
Ø 8 cm	Chrome	190302851	119,-
	White	190302850	119,-
	Black	190302852	119,-

Light source: LED 7W, 485K, 757lm. 230 volt

IP44
The lamp can be dimmed using a compatible LED trailing edge dimmer switch
Approved for installation / assembly directly in insulation

VENUS CEILING LIGHT



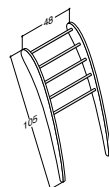
Width	Colour	Art. no.	Price €
Ø 15 cm	Chrome	190302611	215,-

Light source: LED 11W, 3150K, 757lm. 230 volt

IP44
The lamp can be dimmed using a compatible LED trailing edge dimmer switch.

OPTIONAL EXTRAS

MOBILE TOWEL RACK



Width	Colour	Art. no.	Price €
48 cm	White matt	C70-0010	412,-
	Optional colour	C70-0099	515,-
	*Start-up fee per bespoke colour	BI1	187,-
	One-off surcharge per bespoke colour regardless number of products		

MAKE-UP MIRROR WITH LIGHT







Height	Colour	Description	Art. no.	Price €
43 cm	Black	Round mirror with light, 5x magnification and LED lighting. Uses 4 x AA batteries (not supplied)	190304360	242,-

OPTIONAL EXTRAS





PRICE LIST / DANSANI LUNA

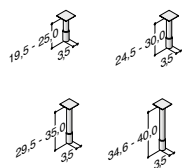
CONSOLE FOR WALL HUNG BASINS (NB! CANNOT BE USED WITH MINORE BASINS)

Depth	Colour/Material	Description	Art. no.	Price €
33 cm	 Chrome  Plated steel	Fittings for the basin are not included	345903646	74,-
42 cm	 Chrome  Plated steel		345904546	74,-




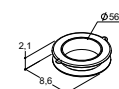
SUPPORT LEGS

Height	Colour	Art. no.	Price €
19,5-25 cm	 Chrome	189811843	32,-
24,5-30 cm	 Chrome	189812343	32,-
29,5-35 cm	 Chrome	189812843	32,-
34,6-40 cm	 Chrome	189813343	32,-




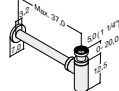
GROMMET

Width	Colour	Description	Art. no.	Price €
Ø 56 mm NB! Internal measurements	 White	Grommet for installation through vanity carcass	9513	11,-









BOTTLE TRAP

Depth	Colour	Description	Art. no.	Price €
Max 37 cm	 Chrome	Round 1 1/4" bottle trap, incl. waste pipe and wall cover	4881143	162,-



WASTE FITTINGS

Width	Colour	Description	Art. no.	Price €
Ø 6,6 cm	 Chrome	1 1/4" basin waste with push-open	4882143	50,-
Ø 7,2 cm	 Chrome	1 1/4" basin waste fixed	4883143	50,-
Ø 6,5 cm	 Chrome  Black matt  White matt  Blank brass	1 1/4" basin waste with automatic opening	4884343 4884328 4884310 4884344	229,- 265,- 265,- 265,-



OVERFLOW RINGS FOR PORCELAIN BASINS

Width	Colour	Art. no.	Price €
Ø 3 cm	 White  Black  Brass	4880010 4880028 4880044	9,- 9,- 9,-

Overflow capacity 6L/min




OVERFLOW RINGS FOR SOLID SURFACE BASINS

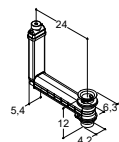
Width	Colour	Art. no.	Price €
Ø 3,3 cm	 White  Black  Brass	4880110 4880128 4880144	9,- 9,- 9,-

Overflow capacity 6L/min



CONCEALED OVERFLOW SYSTEM FOR BASINS WITHOUT OVERFLOW

Colour	Description	Art. no.	Price €
 White	Concealed overflow system for pop up waste – can be adjusted	4893643	102,-



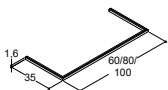

CLEANING AND CARE

Indhold	Description	Art. no.	Price €
100 ml	Wood care for trays, white wash effect	0191050	20,-
110 ml	Clean & Shine for cleaning of basins	0191015	31,-
2 x 500 ml	Set with care for solid surface basins and worktops	0192000	70,-



OPTIONAL EXTRAS

OPTIONAL EXTRAS FOR VANITY UNITS - 35 CM DEPTH



	60 cm	80 cm
 <p>Dimmable with touch control NB! Cannot be used with Mini Minore</p>	Art. no. NL-6035 Price € 175,-  Light source: LED 8,1W, 3150K, 806lm	Art. no. NL-8035 Price € 185,-  Light source: LED 9,2W, 3150K, 856lm

PUSH-OPEN

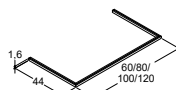




For units with plain fronts

Art. no.	Price €	Art. no.	Price €
NP-60	187,-	NP-80	187,-

WOODEN TRAYS FOR VANITY UNITS DEPTH

Depth	Colour	Art. no.	Price €
24,8 cm	 Oak	305211016	39,-
24,8 cm	 Oak	305231116	85,-

OPTIONAL EXTRAS FOR VANITY UNITS AND CABINETS WITH 2 DRAWERS - 44 CM DEPTH

	60 cm	80 cm	100 cm	120 cm
 <p>Dimmable with touch control NB: Cannot be used with Minore, Sonate or Marcato</p>	Art. no. NL-6044 Price € 185,-  Light source: LED 9,4W, 3150K, 1041lm	Art. no. NL-8044 Price € 196,-  Light source: LED 10,5W, 3150K, 1091lm	Art. no. NL-10044 Price € 225,-  Light source: LED 12,5W, 3150K, 1223lm	Art. no. NL-12044 Price € 237,-  Light source: LED 13,6W, 3150K, 1280lm

PUSH-OPEN

For units with plain fronts

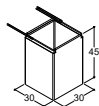
Art. no.	Price €	Art. no.	Price €	Art. no.	Price €	Art. no.	Price €
NP-60	187,-	NP-80	187,-	NP-100	187,-	NP-120	187,-

WOODEN TRAYS FOR VANITY UNITS

Depth	Colour	Art. no.	Price €
33 cm	 Oak	305250016	104,-
27,8 cm	 Oak	305210016	39,-
27,8 cm	 Oak	305220016	58,-
27,8 cm	 Oak	305230016	71,-
27,8 cm	 Oak	305230116	85,-
27,8 cm	 Oak	305240016	98,-

OPTIONAL EXTRAS FOR TALL CABINETS

LAUNDRY BAG



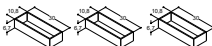
Depth	Colour	Art. no.	Price €
30 cm	Canvas	190032020	74,-

WOODEN TRAY



Depth	Colour/Material	Art. no.	Price €
30 cm	Oak	305222016	81,-

3 WOODEN TRAYS FOR DOORS AND 3 GLASS SHELVES



Depth	Colour/Material	Art. no.	Price €
30 cm	Oak	195050600	201,-

OPTIONAL EXTRAS FOR WALL CABINETS

WOODEN TRAY



Depth	Colour	Art. no.	Price €
30 cm	Oak	305210016	39,-

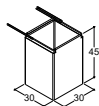
METAL ORGANISER FOR WOODEN TRAY



Width	Colour	Art. no.	Price €
10 cm	Aluminium	515200247	16,-

OPTIONAL EXTRAS FOR BASE CABINETS

LAUNDRY BAG



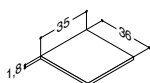
Depth	Colour	Art. no.	Price €
30 cm	Canvas	190032020	74,-

WOODEN TRAY



Depth	Colour	Art. no.	Price €
30 cm	Oak	305222016	81,-

WORKTOP



Width	Colour	Art. no.	Price €
35 cm	PRICE GROUP #1		
	White matt	ST-3510	97,-
	White gloss	ST-3512	97,-
	Grey matt	ST-3503	97,-
	Nordic oak	ST-3525	97,-
	Ash grey	ST-3598	97,-
	Brown oak	ST-3552	97,-
	Black matt	ST-3564	97,-
	PRICE GROUP #2		
	White matt lacquer	ST-3571	152,-
	Black rubber	ST-3537	152,-
	Grey rubber	ST-3567	152,-
	PRICE GROUP #3		
	Driftwood	ST-3536	183,-
	Bespoke colour	ST-3599	183,-
*Start-up fee per bespoke colour		BI1	187,-
One-off surcharge per bespoke colour regardless number of products			

OPTIONAL EXTRAS FOR MIRROR CABINETS

METAL SHELF



Width	Colour	Art. no.	Price €
20 cm	Aluminium	545710047	16,-

WOODEN TRAY



Depth	Colour	Art. no.	Price €
27,8 cm	Oak	305210016	39,-

METAL ORGANISER FOR WOODEN TRAY



Width	Colour	Art. no.	Price €
10 cm	Aluminium	515200247	16,-

Product information

SOLID SURFACE BASINS AND WORKTOPS

Solid Surface basins and worktops basins are made from a robust composite material with a waterproof surface that is easy to clean. Please note: The slim basin design means the basin and worktop must be supported by furniture under the full width.

PORCELAIN BASINS

Dansani porcelain basins are manufactured from genuine sanitary porcelain, a strong, glazed ceramic material. When fired at approx. 1220°C, the glaze melts to form a hard, smooth and glossy surface which is easy to clean.

GLASS BASIN

Dansani glass basins are easy to clean and resistant to normal cleaning agents. The basins have grey lacquer on the underside and are produced in a special crystal clear glass finish with a much clearer appearance than standard glass due to less iron oxides in the glass itself. The aesthetic matte look is created with a powder etching of the surface of the glass.

NOTE RE. THE CANTO, MARCATO, SONATE , EDGE AND LARGO BASINS

These basins come without overflow. Unless a concealed overflow system is purchased (not suitable for Sonate) we recommend that a free flow waste should be installed.

CABINETS/VANITY UNITS

Price group #1:

Cabinets in white matt, white gloss, grey matt, Nordic oak, brown oak and ash grey are made of 16 mm smooth, melamine-coated particle board with ABS edges.

Cabinets in white matt with integrated handles and in black matt with integrated handles consist of 16 mm MDF wood fibreboards coated with foil.

Price group #2:

Cabinets in black and grey rubber, as well as white matt, are lacquered with moisture-resistant, two-component polyurethane lacquer.

Price group #3:

Driftwood cabinets consist of 16 mm over-veneered MDF boards with wooden edges, lacquered with moisture-resistant, two-component lacquer that gives a robust and easy-to-clean surface.

Cabinets in a customer-chosen colour is lacquered with a matt colour from the NCS standard colour assortment or RAL Classic K7.

The cabinets of all ranges are delivered together with rear panels and adjustment brackets for wall mounting. The cabinets are delivered as standard with aluminium finished bases and rear panels. Tall cabinets, wall cabinets and base cabinets are also delivered as standard with 4 mm glass shelves with polished edges.

Optional extras are available such as push-open in selected cabinets and built-in LED light inside the cabinets, laundry bags and wooden trays. For more information on optional extras, please see the price list.

DOORS AND FRONTS

Price group #1:

Smooth doors and fronts in white matt, white gloss, grey matt, Nordic oak, brown oak and ash grey are made of 18 mm MDF wood fibreboards coated with foil.

Fronts with integrated handles in white matt and black matt consist of 22 mm MDF wood fibreboards coated with foil.

Price group #2:

Doors and fronts in black and grey rubber, as well as white matt, are lacquered with a moisture-resistant, two-component polyurethane lacquer, and all fronts are delivered with integrated handles.

Price group #3:

Driftwood doors and fronts with integrated handles consist of 22 mm over-veneered MDF boards with solid wooden edges, lacquered with moisture-resistant, two-component lacquer that gives a robust and easy-to-clean surface.

Doors and fronts in a customer-chosen colour is lacquered with a matt colour from the NCS standard colour assortment or RAL Classic K7.

All doors are fitted with metal clip hinges that can be adjusted in 3 directions. The doors are fitted with exclusive dampers that ensure that the doors close softly and silently.

DRAWERS

The drawers have metal sides with concealed drawer runners.

They are fully extendable, self-closing and have a soft-close function. The top drawer features a cut-out for waste fittings. The drawers are fully adjustable. Rubber mats are standard equipment in all drawers.

Optional extras such as LED light profiles between basin and vanity unit, LED lighting in drawers, wooden trays, handles and push-open kit are available. For more information on optional extras, please see the price list.

WOODEN WORKTOPS

All Luna wooden worktops are made of 25 mm laminate-covered chipboard with ABS edges.

MIRRORS WITH DIFFERENT LIGHT SOURCES

The mirrors are available with integrated LED lighting or with different external lights. All mirrors are delivered together with wall fittings. Optional heat panels to reduce mist on the mirror can be purchased for selected models. For further information about electrical specifications, optional extras and IP approvals see the price list and from page 86.

MIRROR CABINETS

All mirror cabinets come as standard with integrated socket and double-sided mirror doors with adjustable hinges and dampers that ensure that the doors close softly and silently. Tops, bases and rear panels are in alu look finish. Optional extras such as placing the socket on the left side, built-in energy-saving LED side lighting and LED underlights can be purchased for selected models. For further information about

electrical specifications, optional extras and IP approvals see the price list and from page 86.

Mirrors and mirror cabinets with adjustable light come with the 12 V lighting system that offers you the following options:

1. Touch control that remembers the last settings:
 - On-off function
 - Variable dimming with 4 pre-sets
 - Variable colour temperature control of your light (2100 – 6500 K)* with 4 pre-sets

The electronic light adjustment function requires a 5 second interval between activating the off/on touch switch to remember its last setting.

2. Excellent colour rendering (Ra 90+)

*) 2100K is a very warm, almost reddish light and 6500K is far colder, almost blueish

The energy label and product data sheet can be downloaded from the product database at www.dansani.ie or by requesting a printed copy.

CEILING LIGHT

Our ceiling lights come with the 230V lighting system, offering you the following advantages:

1. Optimised quality and efficiency with high light output, low heat generation and long lifetime.
2. Standardised light between room and product light sources creates uniform, harmonious lighting in the room (3150 K).
3. Best colour rendering in the market (Ra 95+)

ROOM LIGHTING

Our Venus and Jupiter ceiling lights and the Jupiter pendant are all part of the standard 230V system with 3150K, but can also be dimmed by a dimmer switch. Further they can be combined with controllable-lighting products, but the light uniformity depends on the user's settings.

WOODEN TRAYS

Functional storage trays for drawers, which can also be moved elsewhere as required. The trays are made of solid oak. To maintain the wood we recommend our white pigmentation wood care-oil.

HANDLES

For furniture with plain fronts handles can be chosen from our large selection of designs and colors. Drilling for handles is an extra option – see page 134 for variants and art. no.

FITTING INSTRUCTIONS

Are included with all orders.

WARRANTY

There is a 10 year warranty against manufacturing defects. On heated towel rails there is a 5 year warranty.

For further information regarding quality and tolerances please visit www.dansani.ie.

Practical information

BEFORE YOU ORDER

The ranges are produced to order. Therefore we have a lead time of 2 weeks. Lead time for bespoke colours is 6 weeks.

- Always indicate carcass colour.
- Remember accessories e.g. towel rails, trays for drawers and handles.

Lead time for made to measure basins is 6 weeks.

BEFORE YOU FIT THE FURNITURE

Please read the fitting instructions carefully before installation. All plumbing work should be carried out by a competent plumber. Please note that the dimensions of the basins are subject to variation within the margins indicated. Fitting of the product signifies acceptance of the quality.

MAINTENANCE

Please always read the folder (enclosed with the furniture on delivery) which contains advice and instructions on the maintenance of your furniture. Always read the instructions and declaration of contents of any cleaning agents before you use them on your new furniture.

Cleaning materials containing abrasives and strong acids should not be used. Please make sure that basin and furniture are dried after use. This will make the cleaning easier and avoids your furniture being damaged by moisture.

GENERAL

Dansani reserve the right to make any alteration to the products and make product improvements without prior notice. Dansani cannot be held liable for errors due to misprints. Dansani have an ongoing policy of design, development and improvement, we therefore reserve the right to modify specification and prices without prior notice.

Special orders and furniture that has been fitted cannot be returned.

Please visit www.dansani.ie for further information.

[illegible]

Technical drawing of a rectangular frame with dimensions in millimeters. The drawing includes a central circle with a crosshair and the text "200V". Dimensions are as follows:

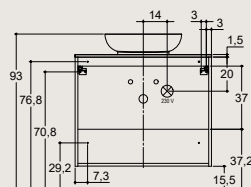
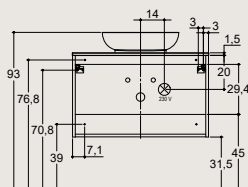
- Top horizontal dimension: 14
- Top right corner dimensions: 3, 3, 1.5
- Right vertical dimension: 20
- Bottom right corner dimensions: 37, 43
- Bottom horizontal dimension: 21.5
- Left vertical dimension: 87
- Inner left vertical dimension: 82.8
- Inner bottom left corner dimensions: 76.8, 35.2
- Inner bottom horizontal dimension: 7.3

132

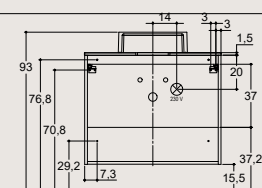
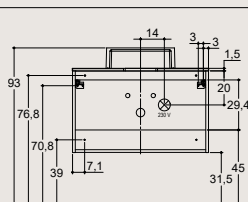
HEIGHT 48 CM

HEIGHT 64 CM

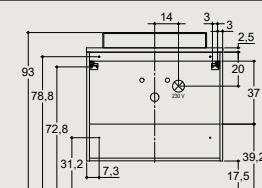
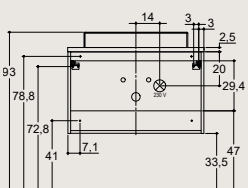
SONATE



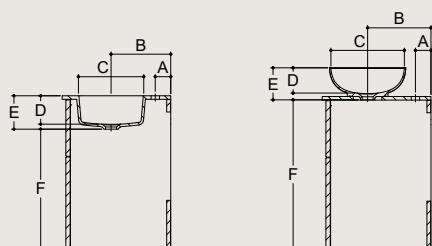
MARCATO



CANTO



	A	B	C	D	E	F
MICRO MENUET	4,5 cm	23,4 cm	28,8 cm	9 cm	13,3 cm	34,7 cm
MINI MENUET	6 cm	21,4 cm	22,8 cm	9 cm	13,5 cm	34,5/50,5 cm
MENUET	6,5 cm	26,8 cm	28,5 cm	14 cm	18,5 cm	29,5/45,5 cm
MINI MINORE	5,5 cm	20 cm	21 cm	12 cm	14 cm	34/50 cm
MINORE	6,5 cm	25 cm	27 cm	12 cm	14 cm	34/50 cm
KANTATE	6,5 cm	25 cm	26 cm	9 cm	14,5 cm	33,5/49,5 cm
ARC	6,5 cm	23 cm	28 cm	12,2 cm	14,7 cm	33,3/49,3 cm
EDGE	6,5 cm	24,5 cm	27 cm	10,8 cm	13,4 cm	34,6/50,6 cm
LOTTO	6,5 cm	20 cm	32 cm	10,5 cm	16 cm	41,6 cm
LARGO	6,5 cm	24,5 cm	28 cm	12 cm	13,2 cm	34,8/50,8 cm
SONATE	6,5 cm	22,8 cm	32 cm	11,2 cm	13,4 cm	34,6/50,6 cm
MARCATO	6,5 cm	26,5 cm	29,2 cm	10,8 cm	13,4 cm	34,6/50,6 cm
CANTO	7 cm	25,5 cm	32 cm	7 cm	9 cm	39/55 cm



Must be ordered
with the cabinet

Predrilled for knob handles

Prices quoted per cabinet.


Daisy



Button

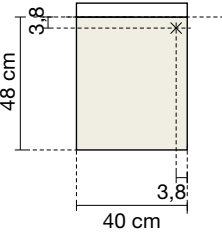


Dot



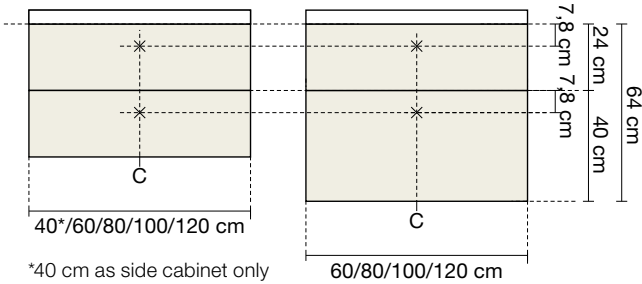
Doors with knob handles

Predrilled top
Art. no. KGT Price € 18,-



Drawers with knob handles

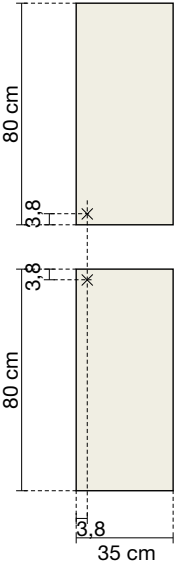
Predrilled centre
Art. no. KGC Price € 18,-



Cabinets with knob handles at the top and bottom

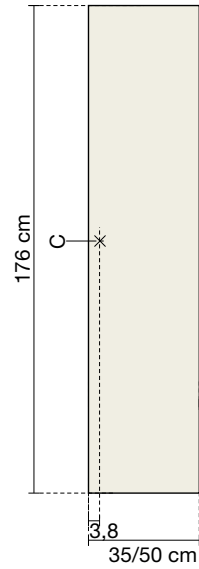
Predrilled top
Art. no. KGT Price € 18,-

Predrilled bottom
Art. no. KGB Price € 18,-



Cabinets with centre knob handles


Predrilled centre
Art. no. KGC Price € 18,-



Predrilled for bow handles

40 cm wide drawer fronts and all door fronts are drilled for a 16 cm wide bow handle.
60-120 cm wide drawer fronts are drilled for a 32 cm wide bow handle.
Prices quoted per cabinet.

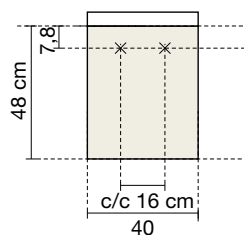
Must be ordered
with the cabinet.



Doors with bow handles

Predrilled centre

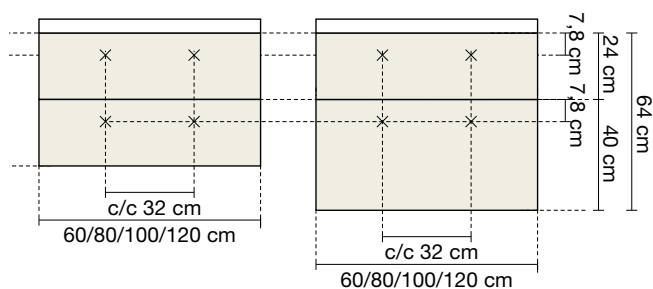
Art. no. BG160T Price € 18,-



Drawers with bow handles

Predrilled centre

Art. no. BG320C Price € 18,-



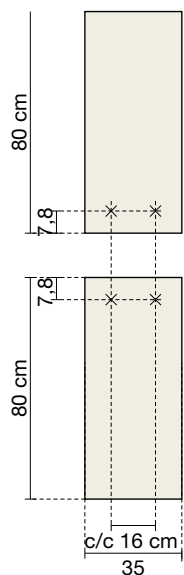
Cabinets with bow handles at the top and bottom

Predrilled top

Art. no. BG160T Price € 18,-

Predrilled bottom

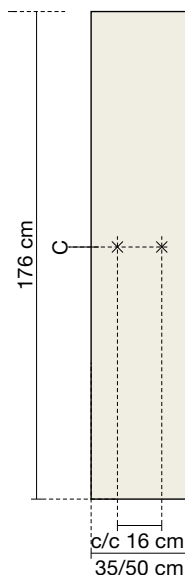
Art. no. BG160B Price € 18,-



Cabinets with centre bow handles

Predrilled centre

Art. no. BG160C Price € 18,-

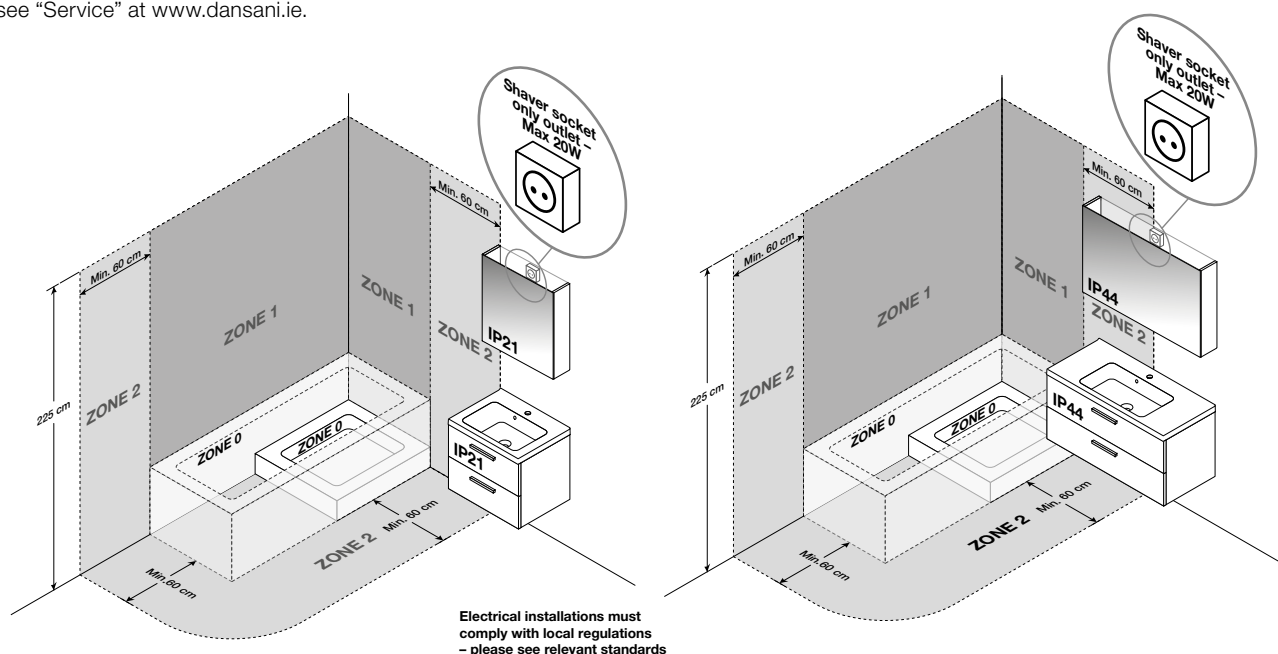


Dansani a safe choice is your guarantee

Special requirements apply to electrical installations in your bathroom, as water may conduct electricity and cause electrical shocks. Depending on where in the bathroom you want your lighting or furniture with electrical components (socket or light), there are special requirements to the IP classification of the product. The IP code is an international standard that indicates the degree of protection provided against water and other foreign bodies. The first digit indicates the degree of protection against dust while the second digit indicates the degree of protection against ingress of water.

At Dansani your safety is our priority. All the electrical parts in our furniture have therefore been pre-fitted to guarantee safe installation. At the same time, we wish to give you an opportunity to maximise the use of the space in your bathroom. Consequently, we have a wide range of IP44-approved products so you can place your furniture as close as possible to the water source while retaining all the storage space you need.

The following illustrations show how furniture with electrical components can be placed in bathrooms with a bath or shower. Naturally, a sufficient shower screen should always be used to prevent moisture damage to your furniture. For more information, see "Service" at www.dansani.ie.



Zone 0: The wettest part of the bathroom, i.e. the inside of the bath or the shower tray, if applicable. There are strict requirements for electrical installations in this area. Always ask an authorised electrician.

Zone 1: From the outside of the bath or shower tray to 2.25 m vertically above floor level. No mirrors or furniture with electrical components may be installed in this area.

Zone 2: A limited area covering a radius of 60 cm from the outside of the bath or shower tray to 2.25 m vertically above floor level. A minimum of IP44 classification is required in this area, and no 230V sockets are permitted. Dansani has a range of IP44 mirrors that can be placed throughout zone 2, while IP44-approved mirror cabinets and washstands with sockets can be placed in zone 2 provided the actual socket is placed outside the zone.

Our price lists show the IP classification of individual mirrors and mirror cabinets (IP21 or IP44).

All our furniture with electrical components is also CE-certified with indication of classification.

We recommend that you have the installation carried out by an authorised electrician in compliance with current legislation.





We assume responsibility

At Dansani, we take responsibility and we take good care of our environment and the world that we live in. We've been doing this ever since our company was founded in 1983 and this approach is an integral part of our company DNA.

In 2015, the 17 Sustainable Development Goals were defined as a way of ensuring sustainable development towards 2030. By accepting these goals, the countries of the world are obliged to achieve some ambitious goals that guide both rich and poor countries in our fight to get rid of inequality, handle climate change, fight poverty and ensure better living conditions in terms of health, education, growth and work for everyone. In this way, these Sustainable Development Goals express our shared, global responsibility and represent the goal of the international community of creating a better world.

Our focus areas are:

- To develop our products in order to minimise their environmental impact during manufacturing, use and not least disposal
- To design quality products based on proud, Danish handicraft traditions which can be used for many, many years
- To use raw materials, water and energy in an efficient way in order to minimise our impact on the environment
- To limit emissions, waste and discharge stemming from our activities
- To maintain high levels of safety standards towards our employees and foster responsible environmental policies
- To improve our environmentally-based work in cooperation with our suppliers, customers and other partners

So, when you buy a Dansani product, you can rest assured that we actively assume responsibility and focus on the world that we live in.

Find out more about our initiatives by visiting www.dansani.ie.



DANSANI IS COMMITTED TO SUPPORTING THE UN'S GLOBAL GOALS. FOR MORE DETAIL PLEASE VISIT DANSANI.IE

Our Philosophy

Your bathroom is your personal breathing space, and no one can create it better than you. With Dansani, it is easy and inspiring to furnish your bathroom with functional and well thought-out solutions that adapt to the needs of the individual.

Danish design

The idea behind Danish design embraces functionality, simplicity, and naturalness, and is expressed in a timeless design. This is the starting point for every product embraced by the Dansani brand.

Functionality

Our products should be easy and comfortable to use, as well as being able to adapt to the size of the space through smart functions that are practical yet durable.

Craftsmanship

Both design and function must be supported by durable craftsmanship. The excellent cabinetry finish is consistent in all our products, evidenced by gorgeous materials and sustainable solutions.

Sustainability

At Dansani, being environmentally responsible is a given. Therefore, we have implemented several measures to reduce our environmental impact. We also focus on our own work environment, encouraging our suppliers to offer ethically responsible working conditions.



<http://kildarebathrooms.ie>

